

ONDATECH

TECNICO



ONDATECH

TECNICO

Di padre in figlio From father to son

La storia del Gruppo Ciciriello ha origine negli anni '80 nella città di Andria, ai piedi del maestoso Castel del Monte. In questi luoghi intrisi di storia e tradizioni, tra i rigogliosi ulivi e le cattedrali, Giovanni Ciciriello, un commerciante dalla lungimirante visione imprenditoriale, poggia il primo mattone della sua azienda, trasmettendo sogni e progetti ai suoi figli. Oggi il figlio Alessandro è amministratore di Ciciriello Group, mentre a Riccardo è affidato il ruolo di responsabile risorse umane. Alessandro Ciciriello con grande dedizione, sacrificio e perseveranza, ha tramutato i sogni del "Patron" Giovanni in realtà importanti, sempre al passo con i tempi per idee, prodotti e tecnologie. The history of Ciciriello Group has its origins in the 1980s in the city of Andria, at the foot of majestic Castel del Monte. In these places steeped in history and traditions, among the luxuriant olive trees and cathedrals, Giovanni Ciciriello, a merchant with a forward-looking entrepreneurial vision, puts the first brick of his company, transmitting dreams and projects to his sons. Today Alessandro is the director of Ciciriello Group, while Riccardo is entrusted with the role of human resources manager. Alessandro Ciciriello with great dedication, sacrifice and perseverance, has turned the dreams of the "Patron" Giovanni into important realities, always in step with times for ideas, products and technologies.



Il futuro è una promessa di innovazione, ricerca e creatività. Per noi significa continuare a plasmare prodotti che uniscono materiali di eccellenza, design distintivo e maestria artigianale. Con ogni creazione, mettiamo in luce l'unicità e lo stile di chi ci sceglie.

The future is a promise of innovation, research and creativity. For us, it means continuing to shape products that combine excellent materials, distinctive design and craftsmanship. With each creation, we highlight the uniqueness and style of those who choose us.

L'innovazione è il cuore pulsante dei nostri processi produttivi, unita indissolubilmente alla cura artigianale che ci contraddistingue. È così che diamo forma a un'azienda dinamica, capace di cogliere le sfide del mercato e sfruttare al meglio le tecnologie più avanzate. Ma ciò in cui crediamo davvero è il potere della tradizione che incontra l'innovazione: la sapienza delle mani esperte, l'intuizione creativa, l'esperienza che dialoga con le idee del futuro. Ogni progetto è per noi una sfida da affrontare con passione, trasformando sogni in luce, spazio, casa.

Innovation is the beating heart of our production processes, indissolubly combined with the craftsmanship that distinguishes us. This is how we shape a dynamic company capable of meeting market challenges and making the most of the latest technologies. However, what we really believe in is the power of tradition that meets innovation: the wisdom of skilled hands, creative intuition, and experience that dialogues with the ideas of the future. Every project is a challenge for us to take on with passion, turning dreams into light, space, home.



Casa Ciciriello: la bellezza di sentirsi a casa ogni giorno Ciciriello house: the beauty of feeling at home every day

“La casa è il nostro corpo più grande”

“The house is our largest body” Khalil Gibran

La casa non è solo un luogo, ma un rifugio dove sentirsi autenticamente se stessi. Un posto in cui tornare e pensare: “Che meraviglia!”. Casa Ciciriello nasce proprio da questa idea: rendere ogni abitazione uno spazio unico, capace di emozionare chi la vive e incantare gli occhi di chi la visita. Con passione e attenzione, offriamo ai nostri clienti la possibilità di arredare e illuminare la propria casa, rispettando i loro gusti, la loro personalità e le emozioni che desiderano vivere in ogni ambiente.

Home is not just a place, but a refuge where you can feel authentically yourself. A place to go back to every day, thinking about how wonderful is! Ciciriello House arises precisely from this idea: to make every home a unique space, capable of exciting those who live in it and enchanting the eyes of those who visit it. With passion and care, we offer our clients the opportunity to furnish and illuminate their homes, respecting their tastes, personality and the emotions they wish to experience in each room.

Capodarte



Ikone



Modo



Bluelife



Lux Illuminazione

Ondaluce



Ondatech



ONDATECH

ONDALUCE

LUX
illuminazione

CAPODARTE
HOME FURNITURE

IKONE

Bluelife
BATHROOM COLLECTION

modo

Sette brand, un'unica grande famiglia. Ogni marchio racconta una storia unica, con la propria vocazione, il proprio spazio e una visione distinta del futuro. Ondaluce, Ondatech, Capodarte, Bluelife, Ikone, Modo e Lux Illuminazione sono oggi nomi di riferimento, riconosciuti e amati dai consumatori. Sette interpretazioni dell'inconfondibile stile italiano, capaci di unire tradizione e innovazione nel settore dell'illuminazione e dell'arredamento. Marchi che, in breve tempo, hanno superato i confini nazionali, conquistando mercati e cuori in tutto il mondo.

Seven brands, one big family. Each brand tells a unique story, with its own vocation, its own space, and a distinct vision of the future. Ondaluce, Ondatech, Capodarte, Bluelife, Ikone, Modo e Lux Illuminazione are now reference names, recognized and loved by consumers. Seven interpretations of the unmistakable Italian style, capable of combining tradition and innovation in lighting and furniture. Brands that, in a short time, have gone beyond national borders, gaining markets and hearts around the world.

La nostra mission: Rendere omaggio alla tradizione, reinterpretandola con un approccio contemporaneo. Stile, eleganza e innovazione si fondono per dar vita a nuove espressioni di design, capaci di emozionare e durare nel tempo.

La nostra vision: Illuminare e arredare ogni ambiente con gusto e carattere, trasformandolo in uno spazio che racconti stile e personalità, dove estetica e funzionalità convivono in perfetta armonia.


Our mission: Paying tribute to tradition while reinterpreting it with a contemporary approach. Style, elegance and innovation come together to create new expressions of design, capable of emotion and durability.

Our vision: Lighting and furnishing every room with taste and personality, transforming it into a space that tells of style and individuality, where aesthetics and functionality coexist in perfect harmony.


ONDATECH

ONDATECH rappresenta l'evoluzione in ambito Lighting di casa CICIRIELLO. Questo progetto punta a garantire al cliente ampi spazi di personalizzazione, sia sotto l'aspetto tecnico che formale.

ONDATECH represents the evolution in the lighting field of CICIRIELLO. This project aims to guarantee the customer ample space for customization, both from a technical and formal point of view.



ONDATECH risponde ad esigenze di progetto indoor ed outdoor, fornendo anche soluzioni ambivalenti da installare liberamente sia all'interno che all'esterno. Lavoriamo costantemente nell'ottica di coprire tutte le esigenze polisfaccettate della nostra clientela, in Italia e nel mondo. ONDATECH responds to indoor and outdoor project needs, also providing ambivalent solutions to be installed freely both inside and outside. We work constantly with a view to covering all the multifaceted needs of our customers, in Italy and around the world.



Indice alfabetico

Alphabetical index

Ageha	191	Exagon	254	Grass single	296	Ministry	190	Ring	120	Tubic	256
Agos	232	Fabius	352	Guaba	162	Mirta	294	Rock ceiling	226	Tuono	179
Aloa	263	Fabric	172	Guru	380	Nature	284	Round	32	Valley	178
Aloa ceiling	224	Falco	330	Half	210	Neo	376	Rumba	200	Valzer	205
Ares applique	332	Fall	248	Jazz	201	Nevada	346	Sasha	230	Viale	288
Ares paletto	302	Fat	199	Jubo	348	Nevio	324	Sella	242	Womb circle	147
Base	362	Fiji	388	Kitty	166	Ninja	320	Shade	370	Womb square	146
Bath	169	Filo	262	Lampo	174	Noa	260	Shadow	238	Zenda	318
Baum	222	Filo ceiling	225	Levels	194	Omnia	154	Simba	308	Zeno round	341
Baya	183	Flat	240	Lila	259	Output	156	Simba/pc	309	Zeno round 2	340
Beach	168	Floor round	373	Lilium	258	Outy	266	Slim	58	Zeno square	345
Boiler	216	Floor square	372	Limbo	206	Pacha	184	Sonny	322	Zeno square 2	344
Bow	235	Fog	234	Linus	350	Paris	360	Square	78		
Cily	316	Free round	367	Liscio	207	Patio	354	Stage	157	DRIVER	
Comb	196	Free square	366	Lost	144	Petar	358	Stan	236	Driver attacco magnetico	56
Cromie	176	Funky	204	Lucifer	290	Picca	356	Sub	164	Magnetic attachment driver	118
Cube	314	Fonte round	339	Macao	384	Planet	188	Tap	386	Driver Slim attacco magnetico	76
Daft	170	Fonte square	338	Mad	152	Plate	246	Telescope	244	Slim magnetic attachment driver	
DC10	192	Ghita	328	Malta applique	336	Pou applique	334	Tenax	180	Driver magnetico curvo per	138
Digital	186	Gibò	182	Malta paletto	300	Pou paletto	304	Teta	326	Ø 800 - Ø 1000	
Double cube	312	Globus	212	MD	195/197	Punk	198	Teta/pc	326	Curved magnetic driver for	
Duel	150	Goa	378	Migo	181	Raissa	292	Tresor	160	Ø 800 - Ø 1000	
Egg	155	Grass double	297	Milo	228	Rex	142	Tube	252	Driver remoto	56
										Remote driver	76
											118
											138
										Driver remoto per sospensione	57
										rigida	119
										Remote driver for rigid suspension	
										Driver remoto IP65	280
										IP65 remote driver	
										Driver Neo IP67	377
										IP67 Neo driver	


Binari magnetici 48V

48V magnetic tracks

Nelle pagine seguenti verranno presentati diversi sistemi di illuminazione a 48V. Si tratta di sistemi modulari che consentono soluzioni ampiamente personalizzabili, adatte per ambienti differenti, sia per estensione che per esigenze illuminotecniche. La molteplicità degli elementi luminosi, dei sistemi di alimentazione e di installazione offrono risposte mirate e customizzate. Le modalità di aggancio e sgancio dei corpi luminosi garantiscono soluzioni modificabili nel tempo, qualora si renda necessario un mutamento dello scenario luminoso desiderato. I corpi luminosi possono scorrere fino al punto di volta in volta desiderato, aggiunti o rimossi a piacimento. Several 48V lighting systems will be presented on the following pages. These are modular systems that allow widely customisable solutions, suitable for different environments, both in terms of size and lighting requirements. The variety of lighting elements, power supply and installation systems offer targeted and customised solutions. The coupling and uncoupling of the luminaires guarantee solutions that can be modified over time, if the desired lighting scenario needs to be changed. The luminaires can slide to the desired point, added or removed.

SLIM superficie

SLIM surface



Sistema a binario ultrasottile a superficie
Surface ultrathin track system

p. 64

SQUARE incasso

SQUARE recessed

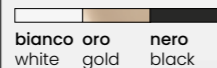


Sistema a binario a sezione rettangolare a incasso
Recessed rectangular section track system

p. 84

SQUARE superficie

SQUARE surface

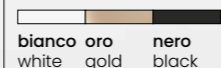


Sistema a binario a sezione rettangolare a superficie
Surface rectangular section track system

p. 90

SQUARE sospensione

SQUARE suspension



Kit per sospensione con cavi su SQUARE a superficie
Suspension kit with cables on SQUARE surface system

p. 115




Kit per sospensione rigida su sistema SQUARE a superficie
Rigid suspension kit on SQUARE surface system

p. 115

ROUND superficie

ROUND surface



Sistema a binario a sezione tonda a superficie
Surface round section track system

p. 40


ROUND sospensione

ROUND suspension



Kit per sospensione con cavi su sistema ROUND a superficie
Suspension kit with cables on ROUND surface system

p. 55



Kit per sospensione rigida su sistema ROUND a superficie
Rigid suspension kit on ROUND surface system

p. 55

OUTY superficie

OUTY surface




Sistema a binario IP65
IP65 track system

p. 270

OUTY sospensione

OUTY suspension



Kit per sospensione rigida su sistema OUTY
Rigid suspension kit on OUTY system

p. 279

Binari magnetici 48V 48V magnetic tracks

RING incasso RING recessed

nero
black

Sistema a binario circolare a sezione rettangolare, ad incasso
Recessed rectangular section circular track system

p. 126

RING superficie RING surface

oro nero
gold black

Sistema a binario circolare a sezione rettangolare, a superficie
Surface rectangular section circular track system

p. 128

Nelle pagine seguenti verranno presentati diversi sistemi di illuminazione a 48V. Si tratta di sistemi modulari che consentono soluzioni ampiamente personalizzabili, adatte per ambienti differenti, sia per estensione che per esigenze illuminotecniche. La molteplicità degli elementi luminosi, dei sistemi di alimentazione e di installazione offrono risposte mirate e customizzate. Le modalità di aggancio e sgancio dei corpi luminosi garantiscono soluzioni modificabili nel tempo, qualora si renda necessario un mutamento dello scenario luminoso desiderato. I corpi luminosi possono scorrere fino al punto di volta in volta desiderato, aggiunti o rimossi a piacimento.

Several 48V lighting systems will be presented on the following pages. These are modular systems that allow widely customisable solutions, suitable for different environments, both in terms of size and lighting requirements. The variety of lighting elements, power supply and installation systems offer targeted and customised solutions. The coupling and uncoupling of the luminaires guarantee solutions that can be modified over time, if the desired lighting scenario needs to be changed. The luminaires can slide to the desired point, added or removed.

RING sospensione RING suspension

oro nero
gold black

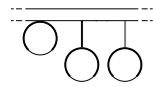
Kit per sospensione con tre cavi su RING a superficie
Suspension kit with three cables on RING surface system

p. 136



ROUND

Corpi illuminanti Luminaires

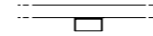


ROUND superficie surface



SLIM

Corpi illuminanti Luminaires



SLIM superficie surface



spot
spotlight
p. 44



spot
spotlight
p. 44



sfera LED
LED sphere
p. 45



elemento a luce diffusa
diffuse light element
p. 53



spot
spotlight
p. 68



spot
spotlight
p. 68



elemento lineare
linear element
p. 52



elemento lineare
linear element
p. 52



elemento lineare
linear element
p. 52



elemento lineare orientabile
adjustable linear element
p. 69



elemento beta
beta element
p. 50



elemento beta
beta element
p. 50



elemento beta
beta element
p. 50



elemento lineare
linear element
p. 71



elemento lineare
linear element
p. 71



elemento lineare
linear element
p. 71



elemento beta orientabile
adjustable beta element
p. 51



elemento beta orientabile
adjustable beta element
p. 51



elemento beta orientabile
adjustable beta element
p. 51



elemento beta
beta element
p. 70



elemento beta
beta element
p. 70



elemento beta
beta element
p. 70



sospensione cilindrica
cylindrical suspension
p. 48



sospensione cilindrica
cylindrical suspension
p. 48



sospensione goccia
drop suspension
p. 46



sospensione sfera
sphere suspension
p. 49



vetro ALFA medio
ALFA medium glass
p. 49



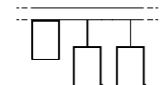
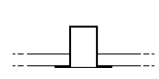
sospensione cilindrica
cylindrical suspension
p. 72



sospensione cilindrica
cylindrical suspension
p. 72

SQUARE

Corpi illuminanti Luminaires



SQUARE incasso recessed

SQUARE superficie surface



spot
spotlight
p. 96




spot
spotlight
p. 96



sfera LED
LED sphere
p. 98



elemento a luce diffusa
diffuse light element
p. 105



elemento lineare
linear element
p. 100



elemento lineare
linear element
p. 100



elemento lineare
linear element
p. 100



elemento beta
beta element
p. 102



elemento beta
beta element
p. 102



elemento beta
beta element
p. 102



elemento beta orientabile
adjustable beta element
p. 104



elemento beta orientabile
adjustable beta element
p. 104



elemento beta orientabile
adjustable beta element
p. 104



**elemento angolare
complanare**
coplanar angle element
p. 107



**elemento angolare
perpendicolare**
perpendicular angle element
p. 107



sospensione cilindrica
cylindrical suspension
p. 109



sospensione cilindrica
cylindrical suspension
p. 109



sospensione goccia
drop suspension
p. 110



sospensione sfera
sphere suspension
p. 110



vetro ALFA medio
ALFA medium glass
p. 110




spot con attacco curvo
spotlight with curved
attachment
p. 97




sfera LED con attacco curvo
LED sphere with curved
attachment
p. 99



elemento lineare curvo
curved linear element
p. 101



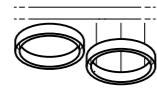
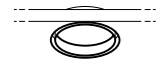
elemento beta curvo
curved beta element
p. 103



Corpi illuminanti con
attacco curvo, compatibili
con connessioni curve
(e collezione RING).
Luminaires with curved
attachment, compatible
with curved connections
(and RING collection).

RING

Corpi illuminanti Luminaires



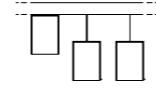
RING incasso recessed

RING superficie surface



OUTY

Corpi illuminanti Luminaires



OUTY superficie surface



spot con attacco curvo
spotlight with curved attachment
p. 132



sfera LED con attacco curvo
LED sphere with curved attachment
p. 133



Corpi illuminanti con attacco curvo per sistema Ring (adatti anche a connessioni curve sistema Square).
Luminaire with curved attachment for Ring system (also suitable for curved connections of Square system).




elemento lineare curvo Ø 800
curved linear element Ø 800
p. 134




elemento beta curvo Ø 800
curved beta element Ø 800
p. 135



elemento lineare curvo Ø 1000
curved linear element Ø 1000
p. 134



elemento beta curvo Ø 1000
curved beta element Ø 1000
p. 135



striscia LED IP65
IP65 LED strip
p. 274



spot spotlight
p. 275



spot spotlight
p. 275



sfera LED
LED sphere
p. 276



sospensione cilindrica
cylindrical suspension
p. 277



sospensione cilindrica
cylindrical suspension
p. 277



DRIVER



driver attacco magnetico
magnetic attachment driver

p. 56 / 118



driver Slim attacco magnetico
Slim magnetic attachment driver
p. 76

p. 76



driver magnetico curvo per Ø 800 - Ø 1000
curved magnetic driver for Ø 800 - Ø 1000
p. 138

p. 138



driver remoto
remote driver

p. 56 / 76 / 118 / 138



driver remoto per sospensione rigida
remote driver for rigid suspension
p. 57 / 119

p. 57 / 119



driver remoto IP65
IP65 remote driver

p. 280



driver Neo IP67
IP67 Neo driver

p. 377

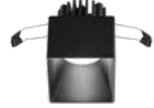
Faretti da incasso

Recessed spotlights

INTERNO INDOOR



Ageha
p. 191



Bath
p. 169



Baya
p. 183



Beach
p. 168



Comb
p. 196



Rumba
p. 200



Stage
p. 157



Sub
p. 164



Tenax
p. 180



Tresor
p. 160



Cromie
p. 176



Daft
p. 170



DC10
p. 192




Digital
p. 186



Duel
p. 150



Tuono
p. 179



Valley
p. 178



Womb circle
p. 147



Womb square
p. 146




Egg
p. 155



Fabric
p. 172



Fat
p. 199



Gibò
p. 182



Guaba
p. 162



Jazz
p. 201



Kitty
p. 166



Lampo
p. 174



Levels
p. 194



Lost
p. 144

Segnapassi Steplights

INTERNO INDOOR



Mad
p. 152



MD
p. 195 / 197



Migo
p. 181



Ministry
p. 190



Omnia
p. 154



Funky
p. 204



Limbo
p. 206



Liscio
p. 207



Valzer
p. 205



Output
p. 156



Pacha
p. 184



Planet
p. 188



Punk
p. 198



Rex
p. 142

Plafoniere e applique Ceiling and wall lamps

INTERNO INDOOR



Agos
p. 232



Aloa ceiling
p. 224



Baum
p. 222



Boiler
p. 216



Bow
p. 235



Fall
p. 248



Filo ceiling
p. 225



Flat
p. 240



Fog
p. 234



Globus
p. 212



Half
p. 210



Milo
p. 228



Plate
p. 246



Rock ceiling
p. 226



Sasha
p. 230



Sella
p. 242



Shadow
p. 238



Stan
p. 236



Telescope
p. 244

Minimal Minimal

INTERNO INDOOR



Aloa
p. 263



Exagon
p. 254



Filo
p. 262



Lila
p. 259



Lilium
p. 258



Noa
p. 260



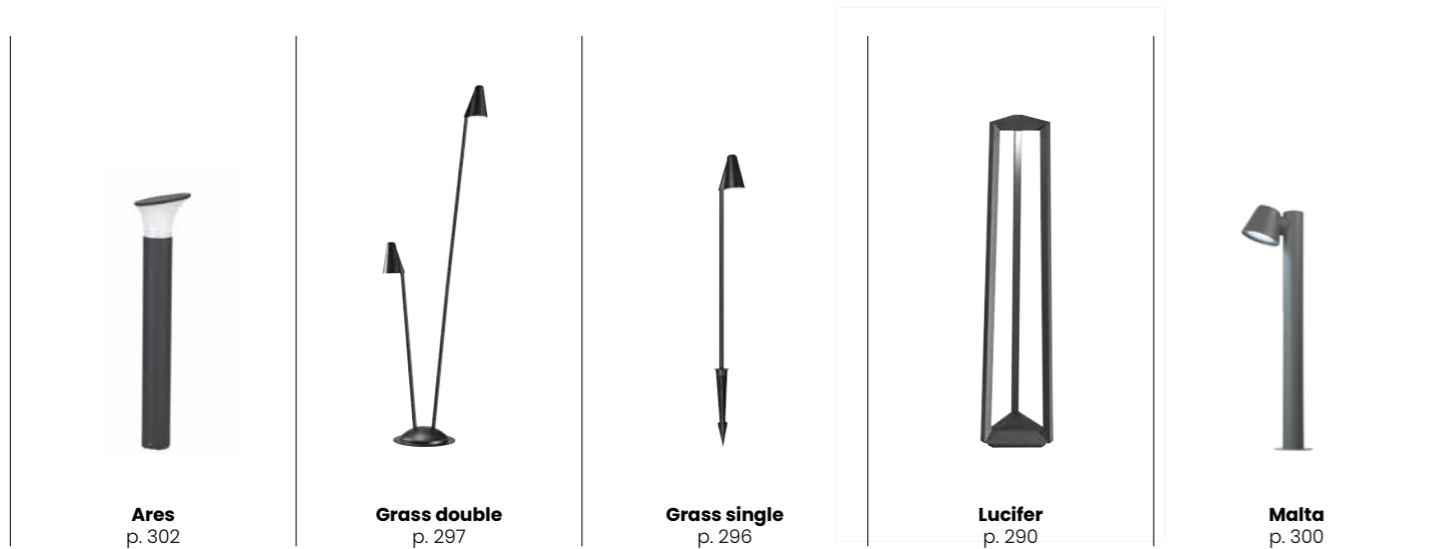
Tube
p. 252



Tubic
p. 256


Paletti Bollards

ESTERNO OUTDOOR



Plafoniere e applique Ceiling and wall lamps

ESTERNO OUTDOOR



→
SEGUE
NEXT

Plafoniere e applique Ceiling and wall lamps

ESTERNO OUTDOOR



Pou
p. 334



Simba
p. 308



Simba/pc
p. 309



Sonny
p. 322



Teta
p. 326



Teta/pc
p. 326



Zenda
p. 318



Zeno round
p. 341



Zeno round 2
p. 340



Zeno square
p. 345



Zeno square 2
p. 344

Segnapasso e faretto calpestabili Steplights and walkable spotlights

ESTERNO OUTDOOR



Floor round
p. 373



Floor square
p. 372



Free round
p. 367



Free square
p. 366



Goa
p. 378



Guru
p. 380



Neo
p. 376



Shade
p. 370

Lampade da tavolo ricaricabili Rechargeable table lamps

ESTERNO OUTDOOR



Fiji
p. 388



Macao
p. 384



Tap
p. 386

Come leggere il catalogo How to read the catalog



indoor

- 30 **Binari magnetici 48V**
48V magnetic tracks
- 140 **Faretti da incasso**
Recessed spotlights
- 202 **Segnapassi**
Steplights
- 208 **Plafoniere e applique**
Ceiling and wall lamps
- 250 **Minimal**
Minimal
- 264 **Binario magnetico 48V**
48V magnetic track
- 282 **Paletti**
Bollards
- 306 **Plafoniere e applique**
Ceiling and wall lamps
- 364 **Segnapassi e faretti calpestabili**
Steplights and walkable spotlights
- 382 **Lampade da tavolo ricaricabili**
Rechargeable table lamps
- 390 **Legenda e condizioni di vendita**
Legend and sale conditions

outdoor



indoor

Binari
magnetici 48V
48V magnetic tracks

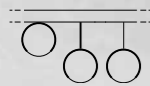
Round

Sistema modulare a binario magnetico 48V con sezione tonda. Installazione a superficie. Sospensione realizzabile con appositi KIT. Possibilità di disposizione a reticolo grazie all'elemento trasverso. Aggancio a incastro magnetico.
48V magnetic track modular system with round section. Surface installation. Suspension achievable with specific KITS. Possibility of lattice arrangement due to the transverse element. Magnetic interlocking attachment.



ROUND

Superficie Surface



BINARI MAGNETICI 48V 48V MAGNETIC TRACKS



ROUND SUPERFICIE ROUND SURFACE



BINARI MAGNETICI 48V 48V MAGNETIC TRACKS

ROUND SUPERFICIE ROUND SURFACE





Binario magnetico 48V 48V magnetic track

binario a superficie
surface track



ROUND superficie surface

Round superficie
Round surface

Binario modulare in alluminio a sezione circolare, 48Vdc. Completo di due elementi di chiusura finali. Installazione a superficie. Kit per sospensioni disponibili, acquistabili separatamente. Barra da 2 metri, è possibile tagliarla per regolarne la lunghezza. Gli accessori per l'alimentazione elettrica e la connessione di più moduli sono necessari e non inclusi.
Aluminium modular track with round section, 48Vdc. Complete with two end caps. Surface installation. Suspension kits available, purchased separately. 2m bar, possibility of adjusting its length by cutting. Accessories for power supply and connection of multiple modules are required and not included.



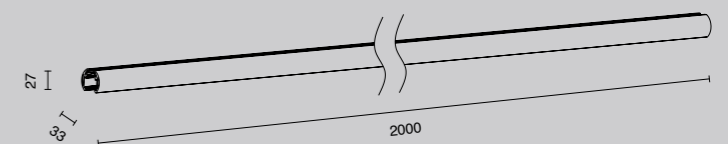

corpi illuminanti
luminaires
p. 44

accessori
accessories
p. 54

driver e alimentazione
driver and power supply
p. 56

bianco
white
OTBINCB

nero
black
OTBINCN

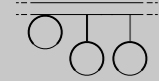


1,32 Kg 0,0021 m³

ROUND superficie

ROUND surface

Schema di installazione Installation scheme



Sistema modulare a binario magnetico 48V con sezione tonda. Installazione a superficie. Sospensione realizzabile con appositi KIT. Possibilità di disposizione a reticolo grazie all'elemento trasverso. Aggancio a incastro magnetico.

48V magnetic track modular system with round section. Surface installation. Suspension achievable with specific KITS. Possibility of lattice arrangement due to the transverse element. Magnetic interlocking attachment.



SOSPENSIONE opzione 1 SUSPENSION option 1

kit sospensione con cavetti
suspension kit with cables

OTKITS
p. 55

SOSPENSIONE opzione 2 SUSPENSION option 2

asta per sospensione rigida
rod for rigid suspension

**OTPLB
OTPLN**
p. 55

ALIMENTAZIONE opzione 1 POWER SUPPLY option 1

driver per sospensione rigida
driver for rigid suspension

OTDRC
p. 57

asta per sospensione rigida con cover per driver
rod for rigid suspension with driver cover

**OTPLDB
OTPLDN**
p. 55

modulo di input elettrico
electrical input module

**OTMIB
OTMIN**
p. 57

ALIMENTAZIONE opzione 2 POWER SUPPLY option 2

driver magnetico
magnetic driver

**OTD100
OTD150
OTD250**
p. 56

ALIMENTAZIONE opzione 3 POWER SUPPLY option 3

driver remoto
remote driver

**OTDS100
OTDS200**
p. 56

cover per driver
driver cover

**OTCVB
OTCVN**
p. 57

modulo di input elettrico
electrical input module

**OTMIB
OTMIN**
p. 57

binario 48Vdc con chiusure finali incluse
48Vdc track with end caps included

**OTBINCB
OTBINCN**
p. 41

connettore elettrico lineare
linear electrical connector

**OTCNB
OTCNN**
p. 55

giunto meccanico
mechanical joint

**OTCB
OTCN**
p. 54


elemento binario trasverso
transverse track element

**OTPERCB
OTPERCN**
p. 54

elemento binario trasverso
transverse track element

**OTPERCB
OTPERCN**
p. 54

corpi illuminanti luminaires



spot
spotlight

p. 44

sfera LED
LED sphere

p. 45

elemento a luce diffusa
diffuse light element

p. 53

elemento lineare
linear element

p. 52

elemento beta
beta element

p. 50

elemento beta orientabile
adjustable beta element

p. 51

sospensione cilindrica
cylindrical suspension

p. 48

sospensione sfera
sphere suspension

p. 49

sospensione goccia
drop suspension

p. 46

Compatibili con i sistemi ROUND e SQUARE / Compatible with ROUND and SQUARE systems

Spot Spotlight

compatibile con i seguenti binari
compatible with the following tracks



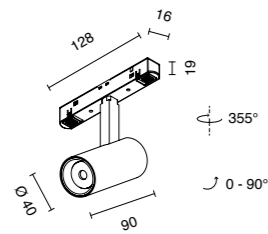
Faretto orientabile LED a 48Vdc in alluminio. Diffusore in policarbonato. Attacco ad incastro magnetico. Compatibile con binario ROUND (OTBINCN-OTBINCB) e con elemento ROUND trasverso (OTPERCN-OTPERCB). Adatto anche a sistemi SQUARE. COB Bridgelux. Non dimmerabile.
48Vdc LED adjustable spotlight made of aluminium. Polycarbonate diffuser. Magnetic interlocking attachment. Compatible with ROUND track (OTBINCN-OTBINCB) and transverse ROUND element (OTPERCN-OTPERCB). Also suitable for SQUARE systems. Bridgelux COB. Non-dimmable.



sorgente luminosa
light source
LED

power: 7W
voltage: 48Vdc
light temperature: 3000K
lumens: 546LM

0,20 Kg 0,00014 m³



bianco
white

OTSP7B



oro
gold

OTSP7G



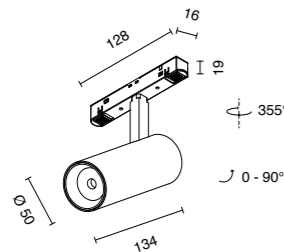
nero
black

OTSP7N



power: 15W
voltage: 48Vdc
light temperature: 3000K
lumens: 1170LM

0,35 Kg 0,00034 m³



bianco
white

OTSP15B



oro
gold

OTSP15G



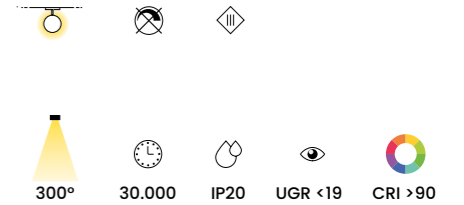
nero
black

OTSP15N

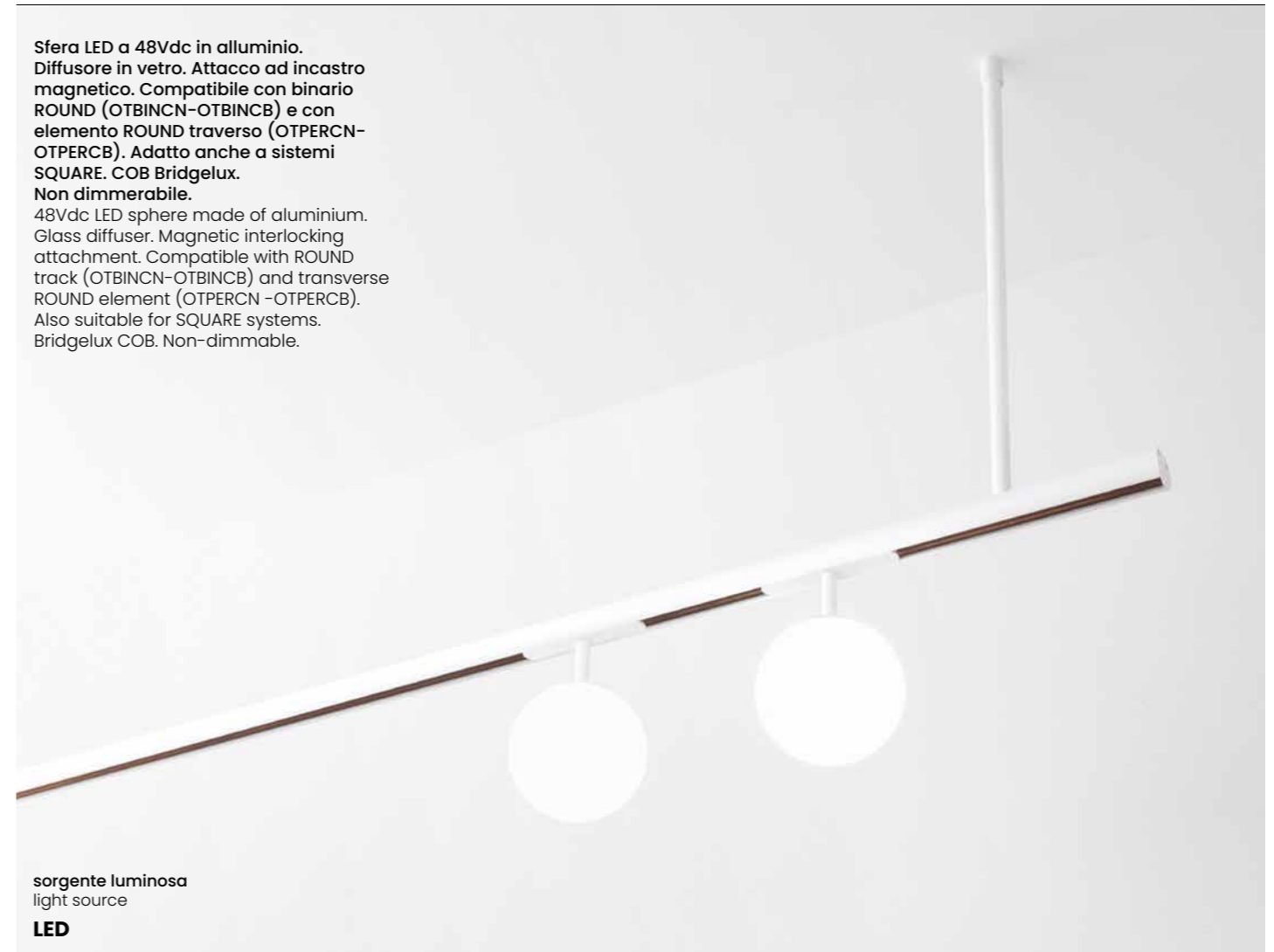


Sfera LED LED sphere

compatibile con i seguenti binari
compatible with the following tracks



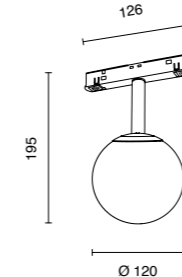
Sfera LED a 48Vdc in alluminio. Diffusore in vetro. Attacco ad incastro magnetico. Compatibile con binario ROUND (OTBINCN-OTBINCB) e con elemento ROUND trasverso (OTPERCN-OTPERCB). Adatto anche a sistemi SQUARE. COB Bridgelux. Non dimmerabile.
48Vdc LED sphere made of aluminium. Glass diffuser. Magnetic interlocking attachment. Compatible with ROUND track (OTBINCN-OTBINCB) and transverse ROUND element (OTPERCN-OTPERCB). Also suitable for SQUARE systems. Bridgelux COB. Non-dimmable.



sorgente luminosa
light source
LED

power: 8W
voltage: 48Vdc
light temperature: 3000K
lumens: 624LM

0,41 Kg 0,003 m³



bianco
white

OTPBB



oro
gold

OTPBG



nero
black

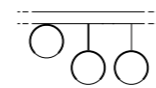
OTPBN



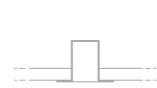


Sospensione a goccia Drop suspension

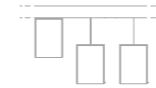
compatibile con i seguenti binari
compatible with the following tracks



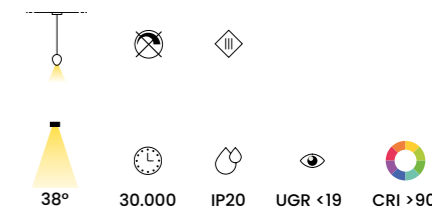
ROUND superficie surface



SQUARE incasso recessed



SQUARE superficie surface



Elemento LED a goccia a sospensione a 48Vdc, in alluminio. Diffusore in policarbonato. Attacco ad incastro magnetico. Compatibile con binario ROUND (OTBINCN-OTBINCB) e con elemento ROUND traverso (OTPERCN-OTPERCB). Adatto anche a sistemi SQUARE. Cavetti regolabili. COB Bridgelux. Non dimmerabile.

48Vdc LED drop suspension element made of aluminium. Polycarbonate diffuser. Magnetic interlocking attachment. Compatible with ROUND track (OTBINCN-OTBINCB) and transverse ROUND element (OTPERCN-OTPERCB). Also suitable for SQUARE systems. Adjustable cables. Bridgelux COB. Non-dimmable.

Regolazione cavi a pag. 57
Cable adjustment p. 57



sorgente luminosa
light source

LED

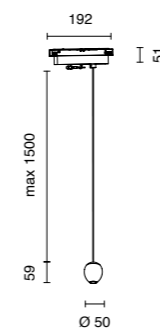
power: 4W
voltage: 48Vdc
light temperature: 3000K
lumens: 312LM

bianco
white

OTSOB

nero
black

OTSON



0,24 Kg 0,00014 m³

Sospensione cilindrica Cylindrical suspension

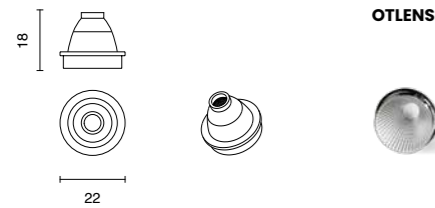
compatibile con i seguenti binari
compatible with the following tracks



Elemento cilindrico LED a 48Vdc in alluminio. Diffusore in policarbonato. Disponibile ottica (OTLENS) per ottenere un angolo di emissione luminosa di 38°.
Attacco ad incastro magnetico. Compatibile con binario ROUND (OTBINCN-OTBINCB) e con elemento ROUND trasverso (OTPERCN-OTPERCB). Adatto anche a sistemi SQUARE. Cavetti regolabili. COB Bridgelux. Non dimmerabile.
48Vdc LED cylindrical element made of aluminium. Polycarbonate diffuser. Available lens (OTLENS) to obtain a beam angle of 38°.
Magnetic interlocking attachment. Compatible with ROUND track (OTBINCN-OTBINCB) and transverse ROUND element (OTPERCN-OTPERCB). Also suitable for SQUARE systems. Adjustable cables. Bridgelux COB. Non-dimmable.

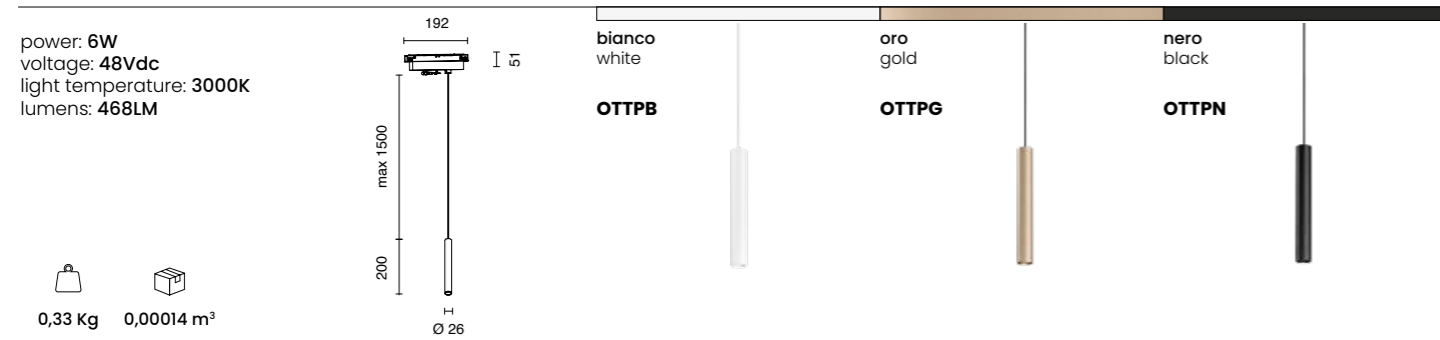
Regolazione cavi e montaggio lente a pag. 57
Cable adjustment and lens assembly p. 57

Ottica opzionale in materiale plastico compatibile con sospensione cilindrica. Per ottenere un'apertura del fascio luminoso pari a 38°.
Optional plastic lens, compatible with cylindrical suspension, to obtain a beam angle of 38°.



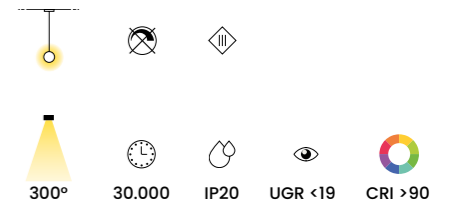
sorgente luminosa
light source

LED



Sospensione a sfera Sphere suspension

compatibile con i seguenti binari
compatible with the following tracks

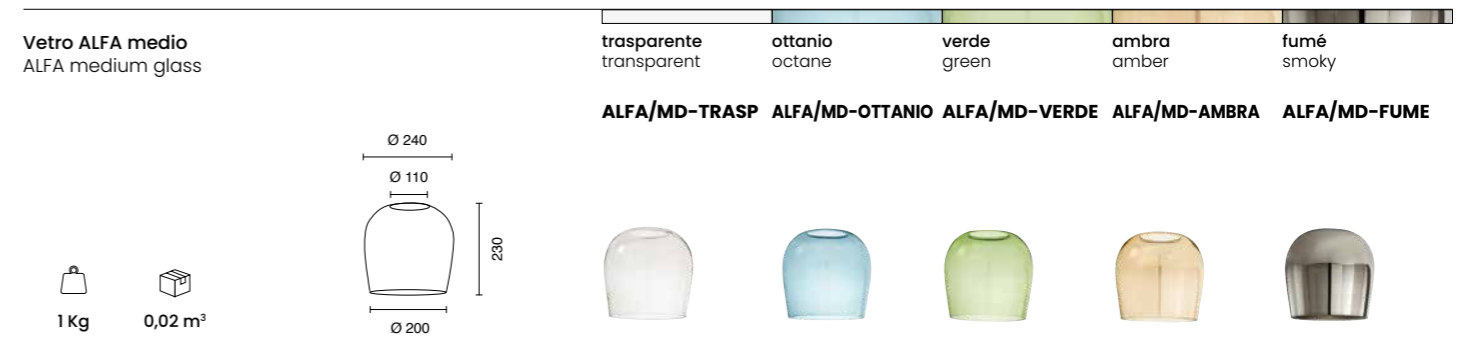



Elemento a sospensione a 48Vdc in alluminio. Diffusore in vetro. Attacco ad incastro magnetico. Compatibile con binario ROUND (OTBINCN-OTBINCB) e con elemento ROUND trasverso (OTPERCN-OTPERCB). Adatto anche a sistemi SQUARE. Cavetti regolabili. COB Bridgelux. Non dimmerabile. Compatibile con vetri ALFA medio, acquistabili separatamente.
48Vdc suspension element made of aluminium. Glass diffuser. Magnetic interlocking attachment. Compatible with ROUND track (OTBINCN-OTBINCB) and transverse ROUND element (OTPERCN-OTPERCB). Also suitable for SQUARE systems. Adjustable cables. Bridgelux COB. Non-dimmable. Compatible with ALFA medium glasses, purchased separately.

Regolazione cavi a pag. 57
Cable adjustment p. 57

sorgente luminosa
light source

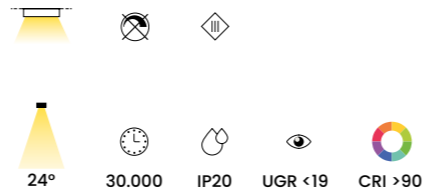
LED



Per codici METEL vedere listino See the price list for METEL codes

Elemento beta Beta element

compatibile con i seguenti binari
compatible with the following tracks

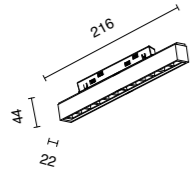


Elemento beta a 48Vdc in alluminio. Diffusore in policarbonato. Attacco ad incastro magnetico. Compatibile con binario ROUND (OTBINCN-OTBINCB) e con elemento ROUND trasverso (OTPERCN-OTPERCB). Adatto anche a sistemi SQUARE. Non dimmerabile.
48Vdc beta element made of aluminium. Polycarbonate diffuser. Magnetic interlocking attachment. Compatible with ROUND track (OTBINCN-OTBINCB) and transverse ROUND element (OTPERCN-OTPERCB). Also suitable for SQUARE systems. Non-dimmable.



sorgente luminosa
light source
LED

power: 12W
voltage: 48Vdc
light temperature: 3000K
lumens: 1006LM



bianco
white

OTFA12B



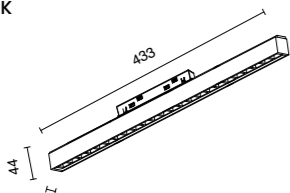
nero
black

OTFA12N



0,17 Kg 0,0002 m³

power: 24W
voltage: 48Vdc
light temperature: 3000K
lumens: 2012LM



bianco
white

OTFA24B



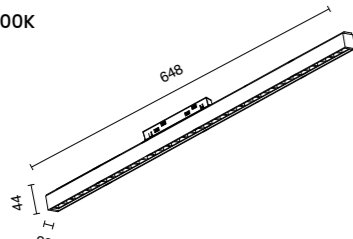
nero
black

OTFA24N



0,31 Kg 0,00041 m³

power: 36W
voltage: 48Vdc
light temperature: 3000K
lumens: 3018LM



bianco
white

OTFA36B



nero
black

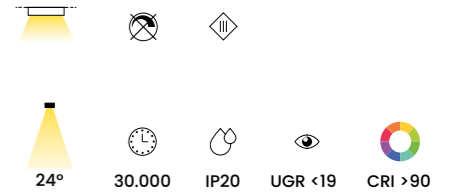
OTFA36N



0,43 Kg 0,00062 m³

Elemento beta orientabile Adjustable beta element

compatibile con i seguenti binari
compatible with the following tracks

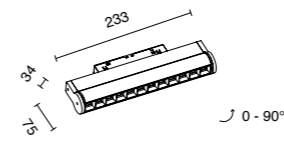


Elemento beta orientabile a 48Vdc in alluminio. Diffusore in policarbonato. Attacco ad incastro magnetico. Compatibile con binario ROUND (OTBINCN-OTBINCB) e con elemento ROUND trasverso (OTPERCN-OTPERCB). Adatto anche a sistemi SQUARE. Non dimmerabile.
48Vdc adjustable beta element made of aluminium. Polycarbonate diffuser. Magnetic interlocking attachment. Compatible with ROUND track (OTBINCN-OTBINCB) and transverse ROUND element (OTPERCN-OTPERCB). Also suitable for SQUARE systems. Non-dimmable.



sorgente luminosa
light source
LED

power: 12W
voltage: 48Vdc
light temperature: 3000K
lumens: 1006LM



bianco
white

OTFAR12B



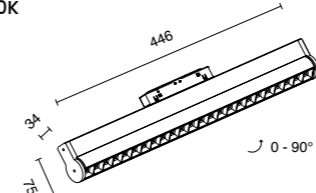
nero
black

OTFAR12N



0,31 Kg 0,00059 m³

power: 24W
voltage: 48Vdc
light temperature: 3000K
lumens: 2012LM



bianco
white

OTFAR24B



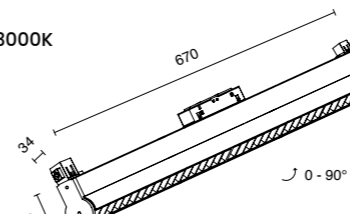
nero
black

OTFAR24N



0,58 Kg 0,0011 m³

power: 36W
voltage: 48Vdc
light temperature: 3000K
lumens: 3018LM



bianco
white

OTFAR36B



nero
black

OTFAR36N



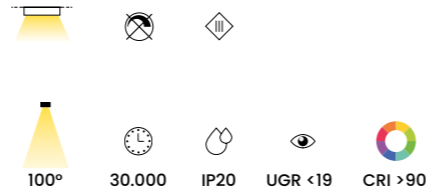
0,83 Kg 0,0016 m³

BINARI MAGNETICI 48V 48V MAGNETIC TRACKS

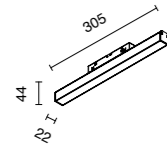
ROUND SUPERFICIE ROUND SURFACE

Elemento lineare Linear element

compatibile con i seguenti binari
compatible with the following tracks



power: 12W
voltage: 48Vdc
light temperature: 3000K
lumens: 936LM



0,20 Kg 0,00029 m³

bianco
white

OTLI12B

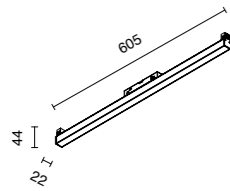


nero
black

OTLI12N



power: 24W
voltage: 48Vdc
light temperature: 3000K
lumens: 1872LM



0,39 Kg 0,00058 m³

bianco
white

OTLI24B

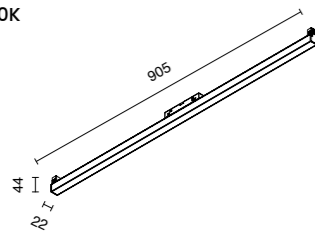


nero
black

OTLI24N



power: 36W
voltage: 48Vdc
light temperature: 3000K
lumens: 2808LM



0,53 Kg 0,00087 m³

bianco
white

OTLI36B



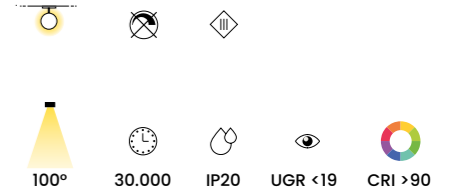
nero
black

OTLI36N



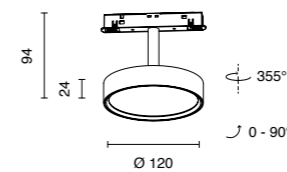
Elemento a luce diffusa Diffuse light element

compatibile con i seguenti binari
compatible with the following tracks



Elemento a luce diffusa orientabile a 48Vdc in alluminio. Diffusore in policarbonato. Attacco ad incastro magnetico. Compatibile con binario ROUND (OTBINCN-OTBINCB) e con elemento ROUND trasverso (OTPERCN-OTPERCB). Adatto anche a sistemi SQUARE. LED Bridgelux. Non dimmerabile.
48Vdc adjustable diffuse light element made of aluminium. Polycarbonate diffuser. Magnetic interlocking attachment. Compatible with ROUND track (OTBINCN - OTBINCB) and transverse ROUND element (OTPERCN-OTPERCB). Also suitable for SQUARE systems. Bridgelux LED. Non-dimmable.

power: 12W
voltage: 48Vdc
light temperature: 3000K
lumens: 936LM



0,41 Kg 0,00027 m³

bianco
white

OTPRB



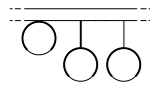
nero
black

OTPRN



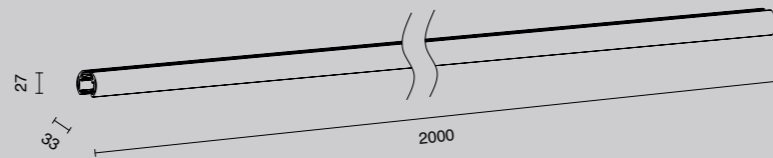
Accessori Accessories

ROUND superficie surface



Binario a superficie Surface track

Binario modulare in alluminio a sezione circolare, 48Vdc. Completo di due elementi di chiusura finali. Installazione a superficie. Kit per sospensioni disponibili, acquistabili separatamente. Barra da 2 metri, è possibile tagliarla per regolarne la lunghezza. Gli accessori per l'alimentazione elettrica e la connessione di più moduli sono necessari e non inclusi. Aluminium modular track with round section, 48Vdc. Complete with two end caps. Surface installation. Suspension kits available, purchased separately. 2m bar, possibility of adjusting its length by cutting. Accessories for power supply and connection of multiple modules are required and not included.


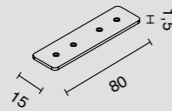


Lunghezza Length 2000 mm

1,32 Kg 0,0021 m³

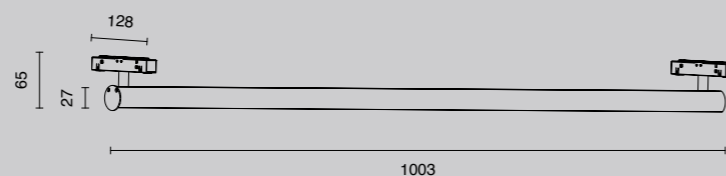

Giunto meccanico Mechanical joint

Elemento in acciaio per la connessione meccanica di due binari ROUND (OTBINCB-OTBINCN). Necessario l'uso del connettore elettrico lineare (OTCNN-OTCNB). Steel element for mechanical connection of two ROUND tracks (OTBINCB-OTBINCN). Use of the linear electrical connector required (OTCNN-OTCNB).



Elemento a binario trasverso Transverse track element

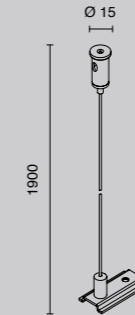
Elemento a binario in alluminio a sezione circolare, 48Vdc. Completo di due elementi di chiusura finali. Installazione ad attacco magnetico tra due binari ROUND. Barra da 1 metro non sezionabile. Giunto meccanico e connettore elettrico non necessari. Aluminium track element with round section, 48Vdc. Complete with two end caps. Magnetic attachment installation between two ROUND tracks. 1m bar not sectionable. Mechanical joint and electrical connector not necessary.



1 Kg 0,002 m³

Kit sospensione Suspension kit

Kit per sospensione con 2 cavi di acciaio compatibile con binario ROUND. Adatto anche a sistema SQUARE superficie. Suspension kit with two steel cables, compatible with ROUND track. Also suitable for SQUARE surface system.




OTKITS



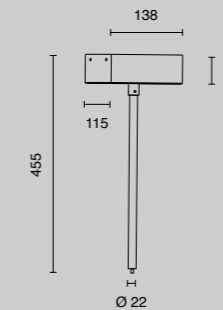
Asta per sospensione rigida compatibile con binario ROUND. Adatto anche a sistema SQUARE superficie.

Rod for rigid suspension, compatible with ROUND track. Also suitable for SQUARE surface system.



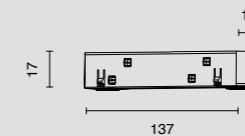
Asta per sospensione rigida con cover per driver OTDRC, compatibile con binario ROUND. Adatto anche a sistema SQUARE superficie.

Rod for rigid suspension with cover for driver OTDRC, compatible with ROUND track. Also suitable for SQUARE surface system.



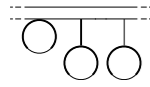
Connettore elettrico lineare Linear electrical connector

Elemento per la connessione elettrica di due binari ROUND (OTBINCN-OTBINCB). Adatto anche ai sistemi SQUARE. Necessario il giunto meccanico (OTCB-OTCN). Element for electrical connection of two ROUND tracks (OTBINCN-OTBINCB). Also suitable for SQUARE systems. Mechanical joint required (OTCB - OTCN).



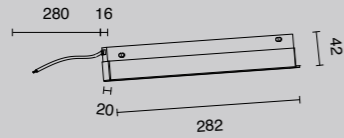
Driver e alimentazione Driver and power supply

ROUND superficie surface



Driver attacco magnetico Magnetic attachment driver

Driver magnetico da installare direttamente a binario. Compatibile con serie ROUND 48Vdc - SQUARE 48Vdc.
Magnetic driver to be installed directly on track. Compatible with ROUND 48Vdc - SQUARE 48Vdc series.

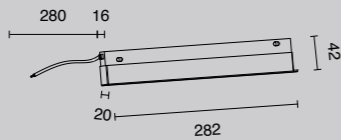


nero
black

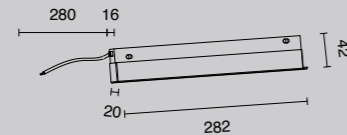
OTD100 100W
Vin 220-240Vac
Vout 48 Vdc
Ampere 2.1 A
IP20



OTD150 150W
Vin 220-240Vac
Vout 48 Vdc
Ampere 3.1 A
IP20

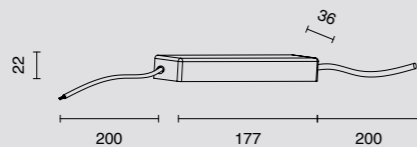


OTD250 250W
Vin 220-240Vac
Vout 48 Vdc
Ampere 5.2 A
IP20



Driver remoto Remote driver

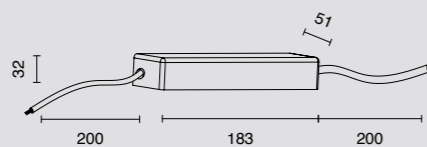
Compatibile con qualsiasi sistema 48Vdc. Articolo necessario per l'opzione di alimentazione con driver remoto, indispensabile il collegamento al modulo di input elettrico (OTMIN-OTMIB). Disponibile cover (OTCVB-OTCVN).
Compatible with any 48Vdc system. Item required for power supply option with remote driver, indispensable connection to electrical input module (OTMIN-OTMIB). Cover available (OTCVB-OTCVN).



OTDS100 100W
Vin 220-240Vac
Vout 48 Vdc
Ampere 2.1 A
IP20

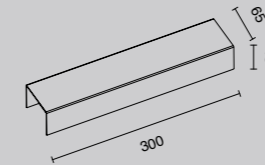


OTDS200 200W
Vin 220-240Vac
Vout 48 Vdc
Ampere 4.2 A
IP20



Cover per driver remoto Cover for remote driver

Compatibile con driver OTDS100 e OTDS200.
Compatible with OTDS100 and OTDS200 drivers.




bianco
white

OTCVB



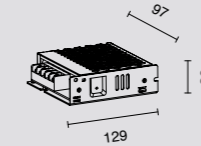
nero
black

OTCVN



Driver remoto per sospensione rigida Remote driver for rigid suspension

Articolo necessario per l'opzione di sospensione rigida e alimentazione in remoto, indispensabile il collegamento al modulo di input elettrico (OTMIN-OTMIB). Disponibile asta con cover (OTPLDB-OTPLDN).
Item needed for rigid suspension and remote power supply option, indispensable connection to electrical input module (OTMIN-OTMIB). Rod with cover available (OTPLDB-OTPLDN).



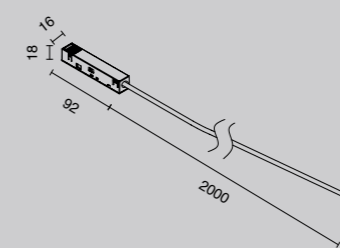
OTDRC



100W
Vin 100-240Vac
Vout 48 Vdc
Ampere 2.1 A
IP20

Modulo di input elettrico Electrical input module

Articolo necessario per l'opzione di alimentazione con driver remoti (OTDS100-OTDS200-OTDRC).
Item required for power supply option with remote drivers (OTDS100-OTDS200-OTDRC).



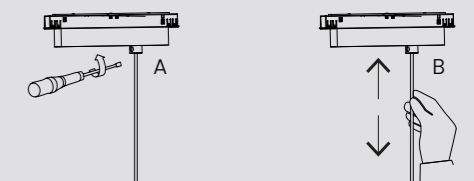
OTMIB




OTMIN



Schema regolazione cavi Cable adjustable scheme



Schema montaggio lente Lens assembly scheme



Slim

Sistema modulare a binario ultrasottile magnetico 48V per installazione a superficie. Provvisto di cover sezionabile. Aggancio a incastro con click.
48Vdc ultrathin magnetic track modular system for surface installation. Equipped with sectionable cover. Interlocking click attachment.



SLIM SLIM

SLIM
Superficie Surface



SLIM SLIM

BINARI MAGNETICI 48V 48V MAGNETIC TRACKS




BINARI MAGNETICI 48V 48V MAGNETIC TRACKS



SLIM SLIM

Binario magnetico 48V 48V magnetic track

binario a superficie
surface track



SLIM superficie surface

Binario modulare ultrasottile a 48Vdc in alluminio, provvisto di cover polimerica inclusa. Elementi di chiusura finale non inclusi. Barre da 2 m, possibilità di regolarne la lunghezza tramite taglio. Gli accessori per l'alimentazione elettrica e la connessione di più moduli sono necessari e non inclusi. Ultrathin 48Vdc aluminum modular track with polymer cover included. End caps not included. 2 m bar, possibility of adjusting its length by cutting. Accessories for power supply and connection of multiple modules are required and not included.

SLIM SLIM



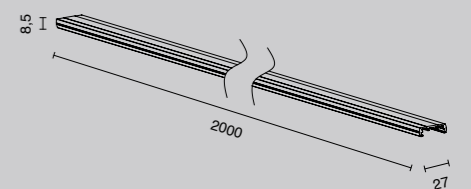
corpi illuminanti
luminaires
p. 68

accessori
accessories
p. 74

driver e alimentazione
driver and power supply
p. 76

nero
black

OTUSN



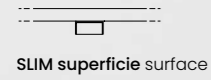
0,5 Kg




0,00045 m³

SLIM

Schema di installazione Installation scheme



Sistema a binario ultrasottile a 48V, in alluminio, provvisto di cover tagliabile inclusa.
48V ultrathin track system, in aluminium, with cuttable cover included.



connessione lineare
linear connection

OTUSCN
p. 74

ALIMENTAZIONE opzione 1 POWER SUPPLY option 1

driver magnetico
magnetic driver

OTUSD100
OTUSD200
p. 76

ALIMENTAZIONE opzione 2 POWER SUPPLY option 2

driver remoto
remote driver

OTDS100
OTDS200
p. 76

cover per driver
driver cover

OTCVN
p. 76

modulo di input elettrico
electrical input module

OTUSMIN
p. 77

binario ultrasottile con cover
ultrathin track with cover

OTUSN
p. 65

connessione angolare
perpendicolare
perpendicular angle
connection

OTUSANV
p. 74

connessione a T
T connection

OTUSTRN
p. 74

connessione angolare
coplanare
coplanar angle
connection

OTUSAN
p. 74

elemento finale
final element

OTUSTN
p. 75


spot
spotlight

OTUSS8
OTUSS15
p. 68

corpi illuminanti luminaires



spot
spotlight
p. 68



elemento lineare orientabile
adjustable linear element
p. 69



elemento lineare
linear element
p. 71



elemento beta
beta element
p. 70

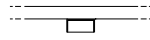


sospensione cilindrica
cylindrical suspension
p. 72

SLIM SLIM

Spot Spotlight

compatibile con i seguenti binari
compatible with the following tracks



SLIM superficie surface

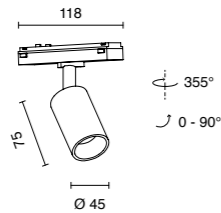


Faretto orientabile LED a 48Vdc in alluminio. Diffusore in policarbonato. Attacco ad incastro magnetico. Compatibile con sistema SLIM (binario OTUSN). COB Bridgelux. Non dimmerabile.
48Vdc LED adjustable spotlight made of aluminum. Polycarbonate diffuser. Magnetic interlocking attachment. Compatible with SLIM system (OTUSN track). Bridgelux COB. Non-dimmable.



sorgente luminosa
light source
LED

power: **8W**
voltage: **48Vdc**
light temperature: **3000K**
lumens: **610LM**



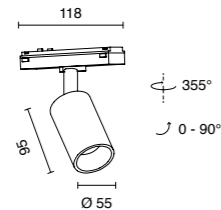
0,23 Kg 0,0018 m³

nero
black

OTUSS8



power: **15W**
voltage: **48Vdc**
light temperature: **3000K**
lumens: **1180LM**



0,31 Kg 0,0027 m³

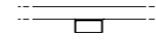
nero
black

OTUSS15



Elemento lineare orientabile Adjustable linear element

compatibile con i seguenti binari
compatible with the following tracks



SLIM superficie surface

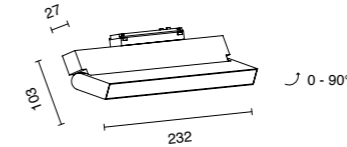


Elemento lineare LED 48Vdc, orientabile. Struttura in alluminio, diffusore in policarbonato. Attacco ad incastro magnetico. Compatibile con sistema SLIM (binario OTUSN). LED Bridgelux. Non dimmerabile.
48Vdc adjustable LED linear element. Aluminium structure, polycarbonate diffuser. Magnetic interlocking attachment. Compatible with SLIM system (OTUSN track). Bridgelux LED. Non-dimmable.



sorgente luminosa
light source
LED

power: **12W**
voltage: **48Vdc**
light temperature: **3000K**
lumens: **936LM**



0,35 Kg 0,00064 m³

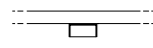
nero
black

OTUSLIRN

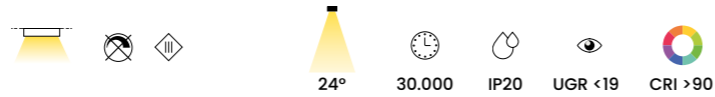


Elemento beta Beta element

compatibile con i seguenti binari
compatible with the following tracks



SLIM superficie surface

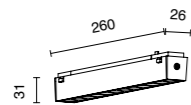


Elemento lineare LED con lenti antiabbaglio, 48Vdc. Struttura in alluminio, diffusore in policarbonato. Attacco ad incastro magnetico. Compatibile con sistema SLIM (binario OTUSN). LED Osram. Non dimmerabile.
LED linear element with anti-glare lens, 48Vdc. Aluminium structure, polycarbonate diffuser. Magnetic interlocking attachment. Compatible with SLIM system (OTUSN track). Osram LED. Non-dimmable.



sorgente luminosa
light source
LED

power: 12W
voltage: 48Vdc
light temperature: 3000K
lumens: 1006LM



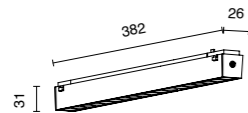
0,22 Kg 0,0002 m³

nero
black

OTUSFA12N



power: 18W
voltage: 48Vdc
light temperature: 3000K
lumens: 1509LM



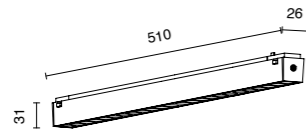
0,29 Kg 0,0003 m³

nero
black

OTUSFA18N



power: 24W
voltage: 48Vdc
light temperature: 3000K
lumens: 2012LM



0,35 Kg 0,0004 m³

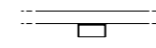
nero
black

OTUSFA24N

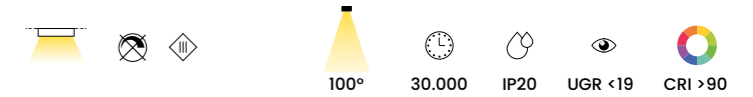


Elemento lineare Linear element

compatibile con i seguenti binari
compatible with the following tracks



SLIM superficie surface

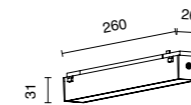


Elemento lineare LED 48Vdc. Struttura in alluminio, diffusore in policarbonato. Attacco ad incastro magnetico. Compatibile con sistema SLIM (binario OTUSN). LED Osram. Non dimmerabile.
48Vdc LED linear element. Aluminium structure, polycarbonate diffuser. Magnetic interlocking attachment. Compatible with SLIM system (OTUSN track). Osram LED. Non-dimmable.



sorgente luminosa
light source
LED

power: 12W
voltage: 48Vdc
light temperature: 3000K
lumens: 936LM



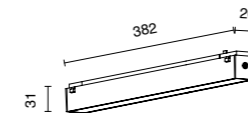
0,22 Kg 0,0002 m³

nero
black

OTUSLI12N



power: 18W
voltage: 48Vdc
light temperature: 3000K
lumens: 1404LM



0,29 Kg 0,0003 m³

nero
black

OTUSLI18N



power: 24W
voltage: 48Vdc
light temperature: 3000K
lumens: 1872LM



0,35 Kg 0,0004 m³

nero
black

OTUSLI24N

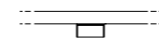


SLIM SLIM


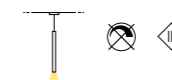


Sospensione cilindrica Cylindrical suspension

compatibile con i seguenti binari
compatible with the following tracks



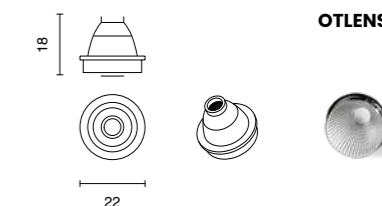
SLIM superficie surface



Sospensione cilindrica a LED 48Vdc.
Struttura in alluminio, diffusore in policarbonato. Disponibile ottica (OTLENS) per ottenere angolo di emissione luminosa di 38°. Cavi regolabili in lunghezza.
Attacco ad incastro magnetico. Compatibile con sistema SLIM (binario OTUSN). COB Bridgelux. Non dimmerabile.

48Vdc LED cylindrical suspension.
Aluminium structure, polycarbonate diffuser. Available lens (OTLENS) to obtain a beam angle of 38°. Cables adjustable in length.
Magnetic interlocking attachment. Compatible with SLIM system (OTUSN track). Bridgelux COB. Non-dimmable.

Ottica opzionale in materiale plastico compatibile con sospensione cilindrica. Per ottenere un'apertura del fascio luminoso pari a 38°. Optional plastic lens, compatible with cylindrical suspension, to obtain a beam angle of 38°.



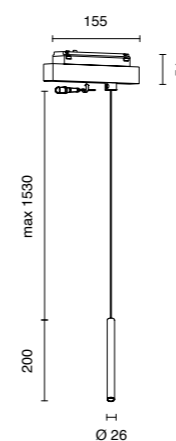
SLIM SLIM

sorgente luminosa
light source

Regolazione cavi e montaggio lente a pag. 77
Cable adjustment and lens assembly p. 77

LED

power: 6W
voltage: 48Vdc
light temperature: 3000K
lumens: 468LM



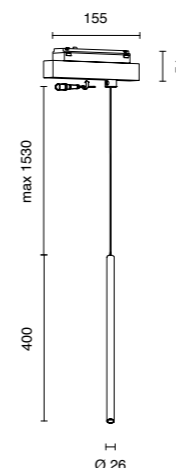
0,33 Kg 0,00014 m³

nero
black

OTUSTPN



power: 6W
voltage: 48Vdc
light temperature: 3000K
lumens: 468LM



0,54 Kg 0,00028 m³

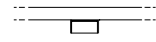
nero
black

OTUSTGN



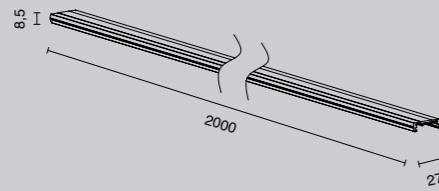
Accessori Accessories

SLIM superficie surface



Binario ultrasottile con cover Ultrathin track with cover

Binario modulare ultrasottile a 48Vdc in alluminio tagliabile, provvisto di cover polimerica inclusa. Gli accessori per l'alimentazione elettrica e la connessione di più moduli sono necessari e non inclusi.
48Vdc ultrathin modular track made of cuttable aluminium with polymer cover included. Accessories for power supply and connection of multiple modules are required and not included.




0,5 Kg 0,00045 m³

nero
black

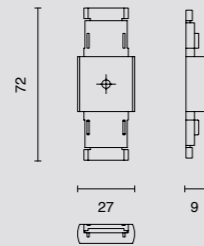
OTUSN

Lunghezza 2000 mm
Length 2000 mm




Connessione lineare Linear connection

Connessione elettro-meccanica per il collegamento lineare di due binari SLIM (OTUSN).
Electro-mechanical connector for linear connection of two SLIM tracks (OTUSN).

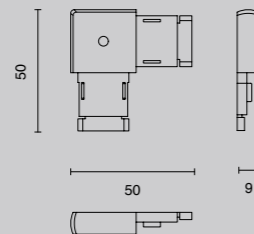


OTUSCN



Connessione angolare complanare Coplanar angle connection

Connessione elettro meccanica per il collegamento angolare complanare di due binari SLIM (OTUSN).
Electro-mechanical connector for coplanar angle connection of two SLIM tracks (OTUSN).

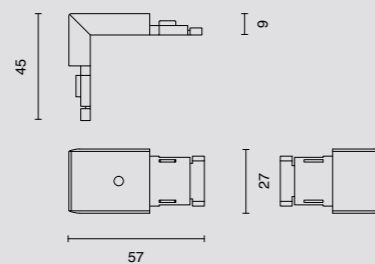


OTUSAN



Connessione angolare perpendicolare Perpendicular angle connection

Connessione elettro-meccanica per il collegamento di due binari SLIM (OTUSN) su superfici perpendicolari tra loro.
Electro-mechanical connection for connecting two SLIM (OTUSN) tracks on surfaces perpendicular to each other.

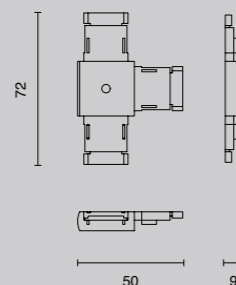


OTUSANV



Connessione angolare T T angle connection

Connessione elettro-meccanica per il collegamento di tre binari SLIM (OTUSN).
Electro-mechanical connector for connection of three SLIM tracks (OTUSN).

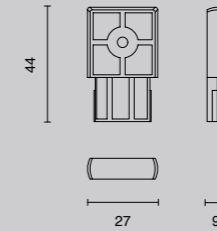


OTUSTRN




Elemento finale Final element

Elemento di chiusura finale per binari SLIM (OTUSN).
End cap for SLIM tracks (OTUSN).



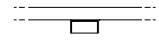
nero
black

OTUSTN



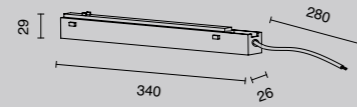
Driver e alimentazione Driver and power supply

SLIM superficie surface




Driver attacco magnetico Magnetic attachment driver

Driver magnetico da installare direttamente a binario.
Compatible con serie Slim 48Vdc.
Magnetic driver to be installed directly on track. Compatible with Slim 48Vdc series.


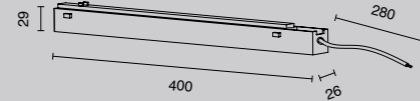


nero
black

OTUSD100 100W
Vin 220-240Vac
Vout 48 Vdc
Ampere 2.1 A
IP20

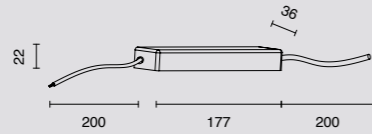


OTUSD200 200W
Vin 220-240Vac
Vout 48 Vdc
Ampere 4.2 A
IP20

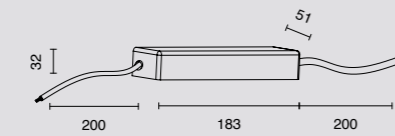


Driver remoto Remote driver

Compatibile con qualsiasi sistema 48Vdc. Articolo necessario per l'opzione di alimentazione con driver remoto, indispensabile il collegamento al modulo di input elettrico (OTUSMIN).
Compatible with any 48Vdc system. Item required for power supply option with remote driver, indispensable connection to the electrical input module (OTUSMIN).



OTDS100 100W
Vin 220-240Vac
Vout 48 Vdc
Ampere 2.1 A
IP20

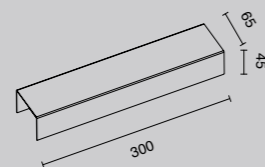


OTDS200 200W
Vin 220-240Vac
Vout 48 Vdc
Ampere 4.2 A
IP20



Cover per driver remoto Cover for remote driver

Compatibile con driver OTDS100 e OTDS200.
Compatible with OTDS100 and OTDS200 drivers.

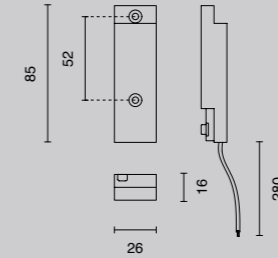


OTCVN



Modulo di input elettrico Electrical input module

Articolo necessario per l'opzione di alimentazione con driver remoti (OTDS100-OTDS200).
Item required for power supply option with remote drivers (OTDS100-OTDS200).

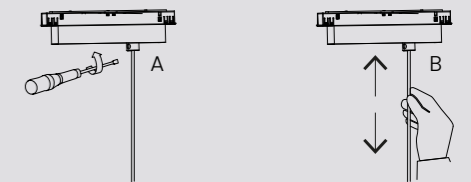


nero
black

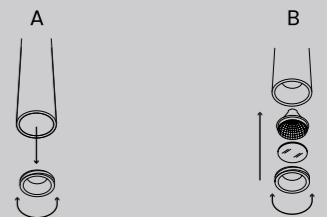
OTUSMIN



Schema regolazione cavi Cable adjustable scheme



Schema montaggio lente Lens assembly scheme



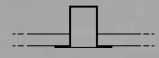
Square

Sistema modulare a binario magnetico 48V con sezione rettangolare.
Disponibile nella versione a superficie e ad incasso. Installazione a sospensione realizzabile con appositi KIT. Aggancio a incastro magnetico.
48V magnetic track modular system with rectangular section. Available in surface and recessed versions. Suspension installation achievable with specific KITS. Magnetic interlocking attachment.



SQUARE

Incasso Recessed



SQUARE INCASSO SQUARE RECESSED

81


BINARI MAGNETICI 48V 48V MAGNETIC TRACKS

80



SQUARE

Incasso Recessed / Superficie Surface



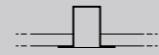
BINARI MAGNETICI 48V 48V MAGNETIC TRACKS



SQUARE INCASSO E SUPERFICIE SQUARE RECESSED AND SURFACE

Binario magnetico 48V 48V magnetic track

binario incasso
recessed track



SQUARE incasso recessed

Square incasso

Square recessed

Binario modulare in alluminio a sezione rettangolare, 48Vdc. Versione per l'installazione ad incasso.

Barre da 2m, possibilità di regolarne la lunghezza tramite taglio. Elementi di chiusura finale non inclusi.

Gli accessori per l'alimentazione elettrica e la connessione di più moduli sono necessari e non inclusi. Disponibili connessioni sia lineari che curve.

Aluminium modular track with rectangular section, 48Vdc. Version for recessed installation. 2m bar, possibility of adjusting its length by cutting. End caps not included. Accessories for power supply and connection of multiple modules are required and not included. Both linear and curved connections available.



corpi illuminanti
luminaires
p. 96

accessori
accessories
p. 112

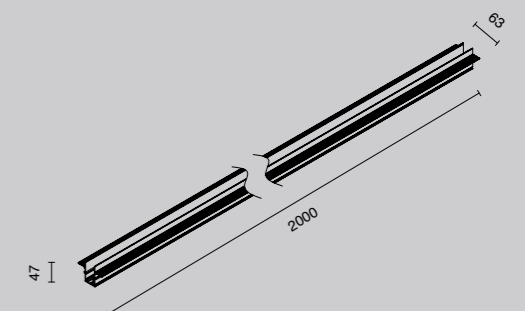
driver e alimentazione
driver and power supply
p. 118

bianco
white

nero
black

OTBINIB

OTBINIB



1,77 Kg



0,0057 m³

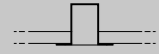
SQUARE INCASSO SQUARE RECESSED

BINARI MAGNETICI 48V 48V MAGNETIC TRACKS

SQUARE incasso connessioni lineari


SQUARE recessed linear connections

Schema di installazione Installation scheme



Sistema modulare a binario magnetico 48V con sezione rettangolare. Rappresentazione del montaggio a connessioni lineari. Versione ad incasso. Aggancio a incastro magnetico.

48V magnetic track modular system with rectangular section. Representation of linear connection mounting. Recessed version. Magnetic interlocking attachment.



ALIMENTAZIONE opzione 1 POWER SUPPLY option 1



driver magnetico
magnetic driver

OTD100
OTD150
OTD250
p. 118

ALIMENTAZIONE opzione 2 POWER SUPPLY option 2

driver remoto
remote driver

OTDS100
OTDS200
p. 118

modulo di input elettrico
electrical input module

OTMIB
OTMIN
p. 119

connettore elettrico angolare
angle electrical connector

OTCNDB
OTCNDN
p. 117

spot
spotlight

OTSP7B
OTSP7G
OTSP7N
p. 96

OTSP15B
OTSP15G
OTSP15N
p. 96

connessione meccanica angolare perpendicolare
perpendicular angle mechanical connection

OTANVIB
OTANVIN
p. 113

binario ad incasso
recessed track

OTBINIB
OTBININ
p. 85

chiusura finale per incasso
end cap for recessed

OTTIB
OTTIN
p. 113

connettore elettrico lineare
linear electrical connector

OTCNB
OTCNCN
p. 117

giunto meccanico
mechanical joint

OTCI
p. 112

connessione meccanica angolare coplanare
coplanar angle mechanical connection

OTANIB
OTANIN
p. 113

connettore elettrico angolare
angle electrical connector

OTCNDB
OTCNDN
p. 117

connessione meccanica a T
mechanical T connection

OTTRIB
OTTRIN
p. 112

connettore elettrico a T
electrical T connector

OTCNTB
OTCNTN
p. 117

corpi illuminanti luminaires



elemento angolare coplanare
coplanar angle element

p. 107



elemento angolare perpendicolare
perpendicular angle element

p. 107



spot
spotlight

p. 96




sfera LED
LED sphere

p. 98



elemento a luce diffusa
diffuse light element

p. 105




elemento lineare
linear element

p. 100



elemento beta
beta element

p. 102



elemento beta orientabile
adjustable beta element

p. 104



sospensione cilindrica
cylindrical suspension

p. 109



sospensione sfera
sphere suspension

p. 110



sospensione goccia
drop suspension

p. 110

Compatibili con i sistemi SQUARE e ROUND / Compatible with SQUARE and ROUND systems

SQUARE incasso connessioni curve

SQUARE recessed curved connections

Schema di installazione Installation scheme



Sistema modulare a binario magnetico 48V con sezione rettangolare. Rappresentazione del montaggio a connessioni curve. Versione ad incasso. Aggancio a incastro magnetico.

48V magnetic track modular system with rectangular section. Representation of curved connection mounting. Recessed version. Magnetic interlocking attachment.

BINARI MAGNETICI 48V 48V MAGNETIC TRACKS

ALIMENTAZIONE opzione 1
POWER SUPPLY option 1

driver magnetico
magnetic driver

OTD100
OTD150
OTD250
p. 118

connettore elettrico curvo
curved electrical connector

OTCNDCN
p. 117

giunto meccanico
mechanical joint

OTCI
p. 112



chiusura finale per incasso
end cap for recessed

OTTIB
OTTIN
p. 113

connettore elettrico curvo
curved electrical connector

OTCNDCN
p. 117

giunto meccanico
mechanical joint

OTCI
p. 112

ALIMENTAZIONE opzione 2
POWER SUPPLY option 2

driver remoto
remote driver

OTDS100
OTDS200
p. 118

modulo di input elettrico
electrical input module

OTMIB
OTMIN
p. 119

connessione curva ad U da incasso
recessed U curved connection

OTCUIN
p. 112

spot con attacco curvo
spotlight with curved attachment

OTSPC7G
OTSPC7N
p. 97

connessione curva a C da incasso
recessed C curved connection

OTCR30IN
p. 112

binario ad incasso
recessed track

OTBINIB
OTBININ
p. 85

chiusura finale per incasso
end cap for recessed

OTTIB
OTTIN
p. 113

corpi illuminanti luminaires

spot con attacco curvo spotlight with curved attachment	sfera LED con attacco curvo LED sphere with curved attachment	elemento lineare curvo curved linear element	elemento beta curvo curved beta element
p. 97	p. 99	p. 101	p. 103

Adatti per connessioni curve e sistema RING / Suitable for curved connections and RING system

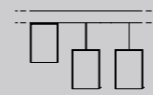
SQUARE INCASSO SQUARE RECESSED

Binario magnetico 48V 48V magnetic track

Square superficie

Square surface

binario a superficie
surface track



SQUARE superficie surface

Binario modulare in alluminio a sezione rettangolare, 48Vdc. Versione per l'installazione superficie. Kit per sospensioni disponibili, acquistabili separatamente. Barre da 2m, possibilità di regolare la lunghezza tramite taglio. Elementi di chiusura finale non inclusi. Gli accessori per l'alimentazione elettrica e la connessione di più moduli sono necessari e non inclusi. Disponibili connessioni sia lineari che curve. Aluminium modular track with rectangular section, 48Vdc. Version for surface installation. Suspension kits available, purchased separately. 2m bar, possibility of adjusting its length by cutting. End caps not included. Accessories for power supply and connection of multiple modules are required and not included. Both linear and curved connections available.



corpi illuminanti
luminaires
p. 96

accessori
accessories
p. 114

driver e alimentazione
driver and power supply
p. 118

bianco
white

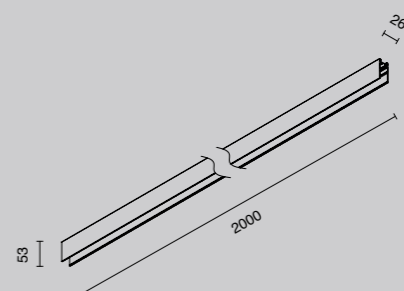
oro
gold

nero
black

OTBINSB

OTBINSG

OTBINSN

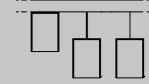


1,57 Kg 0,0027 m³

SQUARE superficie connessioni lineari

SQUARE surface linear connections

Schema di installazione Installation scheme



Systema modulare a binario magnetico 48V con sezione rettangolare. Rappresentazione del montaggio con connessioni lineari. Versione a superficie. Installazione a sospensione realizzabile con appositi KIT. Aggancio a incastro magnetico.

48V magnetic track modular system with rectangular section. Representation of linear connection mounting. Surface version. Suspension installation achievable with specific KITS. Magnetic interlocking attachment.

ALIMENTAZIONE opzione 1
POWER SUPPLY option 1

driver remoto per sospensione rigida
remote driver for rigid suspension
OTDRC
p. 119

asta per sospensione rigida con cover per driver
rod for rigid suspension with driver cover
OTPLDB
OTPLDN
p. 115

modulo di input elettrico
electrical input module
OTMIB
OTMIN
p. 119

ALIMENTAZIONE opzione 2
POWER SUPPLY option 2

driver remoto
remote driver
OTDS100
OTDS200
p. 118

cover per driver remoto
remote driver cover
OTCVB
OTCVG
OTCVN
p. 119

modulo di input elettrico
electrical input module
OTMIB
OTMIN
p. 119

ALIMENTAZIONE opzione 3
POWER SUPPLY option 3

driver magnetico
magnetic driver
OTD100
OTD150
OTD250
p. 118



connettore elettrico angolare
angle electrical connector
OTCNDNB
OTCNDN
p. 117

connettore elettrico angolare
angle electrical connector
OTCNDNB
OTCNDN
p. 117

connessione ad angolo coplanare
coplanar angle connection
OTANSB
OTANSG
OTANSN
p. 115

connessione ad angolo perpendicolare
perpendicular angle connection
OTANVSB
OTANVSG
OTANVSN
p. 115

SOSPENSIONE opzione 1
SUSPENSION option 1

kit sospensione con cavetti
suspension kit with cables
OTKITS
p. 115

chiusura finale per superficie
end cap for surface
OTTSB
OTTSB
OTTSN
p. 115

SOSPENSIONE opzione 2
SUSPENSION option 2

asta per sospensione rigida
rod for rigid suspension
OTPLB
OTPLN
p. 115

chiusura finale per superficie
end cap for surface
OTTSB
OTTSB
OTTSN
p. 115

binario a superficie
surface track
OTBINSB
OTBINSG
OTBINSN
p. 91

spot spotlight
spot spotlight
OTSP7B
OTSP7G
OTSP7N
p. 96

giunto meccanico
mechanical joint
OTCSB
OTCSG
OTCSN
p. 114

connettore elettrico lineare
linear electrical connector
OTCNB
OTCNN
p. 117

connettore elettrico a T
electrical T connector
OTCNTB
OTCNTN
p. 117

connessione meccanica a T
mechanical T connection
OTTRSB
OTTRSN
OTTRSG
p. 114

corpi illuminanti luminaires

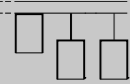
elemento angolare coplanare angle element p. 107	elemento angolare perpendicolare perpendicular angle element p. 107	spot spotlight p. 96	sfera LED LED sphere p. 98	elemento a luce diffusa diffuse light element p. 105	elemento lineare linear element p. 100	elemento beta beta element p. 102	elemento beta orientabile adjustable beta element p. 104	sospensione cilindrica cylindrical suspension p. 109	sospensione sfera sphere suspension p. 110	sospensione goccia drop suspension p. 110

Compatibili con i sistemi SQUARE e ROUND / Compatible with SQUARE and ROUND systems

SQUARE superficie connessioni curve

SQUARE surface curved connections

Schema di installazione Installation scheme



Sistema modulare a binario magnetico 48V con sezione rettangolare. Rappresentazione del montaggio a connessioni curve. Versione a superficie. Installazione a sospensione realizzabile con appositi KIT. Aggancio a incastro magnetico.

48V magnetic track modular system with rectangular section. Representation of curved connection mounting. Surface version. Suspension installation achievable with specific KITS. Magnetic interlocking attachment.

ALIMENTAZIONE opzione 1 POWER SUPPLY option 1



ALIMENTAZIONE opzione 2 POWER SUPPLY option 2



ALIMENTAZIONE opzione 3 POWER SUPPLY option 3



connettore elettrico curvo
curved electrical connector

OTCNDCN
p. 117

binario a superficie
surface track

OTBINSB
OTBINSG
OTBINSN
p. 91

giunto meccanico
mechanical joint

OTCSB
OTCSG
OTCSN
p. 114

connessione curva a U a superficie
surface U curved connection

OTCUSG
OTCUSN
p. 114

giunto meccanico
mechanical joint

OTCSB
OTCSG
OTCSN
p. 114

connessione curva a C a superficie
surface C curved connection

OTCR30SG
OTCR30SN
p. 114

spot con attacco curvo
spotlight with curved attachment

OTSPC7G
OTSPC7N
p. 97

connettore elettrico curvo
curved electrical connector

OTCNDCN
p. 117


chiusura finale per superficie
end cap for surface

OTTSB
OTTSG
OTTSN
p. 115

SOSPENSIONE opzione 1 SUSPENSION option 1



SOSPENSIONE opzione 2 SUSPENSION option 2



corpi illuminanti luminaires



spot con attacco curvo
spotlight with curved attachment

p. 97



sfera LED con attacco curvo
LED sphere with curved attachment

p. 99



elemento lineare curvo
curved linear element

p. 101



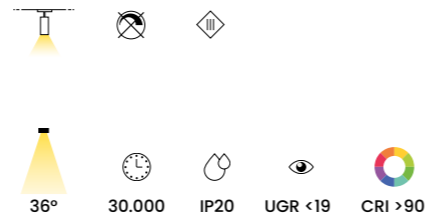
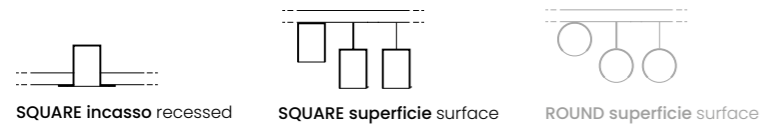
elemento beta curvo
curved beta element

p. 103

Adatti per raccordi curvi e sistema RING / Suitable for curved fittings and RING system

Spot Spotlight

compatibile con i seguenti binari
compatible with the following tracks

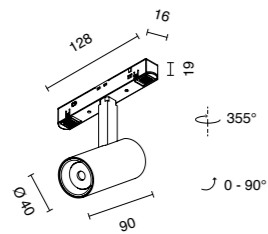


Faretto orientabile LED a 48Vdc in alluminio.
Diffusore in policarbonato. Attacco ad incastro magnetico. Compatibile con sistema SQUARE ad incasso (OTBININ-OTBINIB), SQUARE a superficie (OTBINSN - OTBINSB - OTBINSG), compatibile anche con sistema ROUND. COB Bridgelux. Non dimmerabile.
48Vdc LED adjustable spotlight made of aluminium.
Polycarbonate diffuser. Magnetic interlocking attachment. Compatible with SQUARE recessed (OTBININ-OTBINIB), SQUARE surface (OTBINSN - OTBINSB - OTBINSG) and also ROUND systems. Bridgelux COB. Non-dimmable.



sorgente luminosa
light source
LED

power: 7W
voltage: 48Vdc
light temperature: 3000K
lumens: 546LM



0,20 Kg 0,00014 m³

bianco
white

OTSP7B



oro
gold

OTSP7G

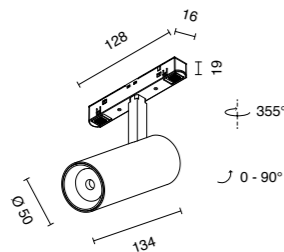


nero
black

OTSP7N



power: 15W
voltage: 48Vdc
light temperature: 3000K
lumens: 1170LM



0,35 Kg 0,00034 m³

bianco
white

OTSP15B



oro
gold

OTSP15G



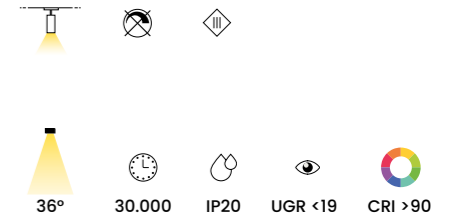
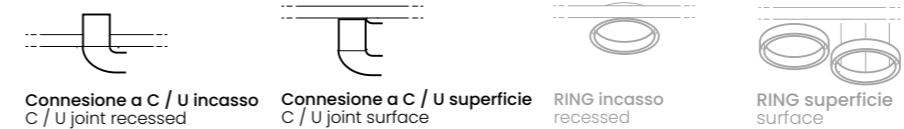
nero
black

OTSP15N



Spot con attacco curvo Spotlight with curved attachment

compatibile con i seguenti binari
compatible with the following tracks



Faretto orientabile LED a 48Vdc in alluminio.
Diffusore in policarbonato. Attacco curvo ad incastro magnetico. Compatibile con:
• connessioni a C (OTCR30SN-OTCR30SG-OTCR30IN)
• connessioni ad U (OTCUSN-OTCUSG-OTCUIN).
Adatto anche a sistema RING.
COB Bridgelux. Non dimmerabile.
48Vdc LED adjustable spotlight made of aluminium.
Polycarbonate diffuser.
Magnetic interlocking curved attachment. Compatible with:
• C joints (OTCR30SN-OTCR30SG-OTCR30IN)
• U joints (OTCUSN-OTCUSG-OTCUIN).
Also suitable for RING system. Bridgelux COB. Non-dimmable.



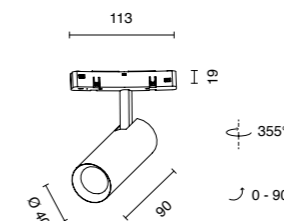
Connessioni a C e ad U incasso
C and U joints recessed
pag. 112

Connessioni a C e ad U a superficie
C and U joints surface
pag. 114

Sistema Ring incasso /superficie
Ring recessed/surface system
pag. 120

sorgente luminosa
light source
LED

power: 7W
voltage: 48Vdc
light temperature: 3000K
lumens: 546LM



0,20 Kg 0,00014 m³

oro
gold

OTSPC7G



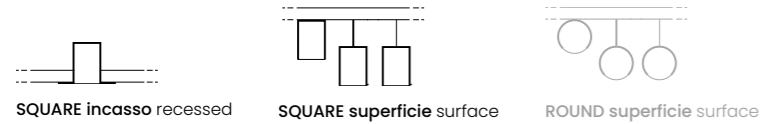
nero
black

OTSPC7N



Sfera LED LED sphere

compatibile con i seguenti binari
compatible with the following tracks

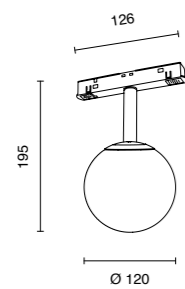


Sfera LED a 48Vdc in alluminio. Diffusore in vetro.
Attacco ad incastro magnetico. Compatibile con sistema SQUARE ad incasso (OTBININ-OTBINIB), SQUARE a superficie (OTBINSN - OTBINSB - OTBINSG). Adatto anche al sistema ROUND.
COB Bridgelux. Non dimmerabile.
48Vdc LED sphere made of aluminium. Glass diffuser. Magnetic interlocking attachment. Compatible with SQUARE recessed (OTBININ-OTBINIB) and SQUARE surface (OTBINSN - OTBINSB - OTBINSG) systems. Also suitable for ROUND system. Bridgelux COB. Non-dimmable.



sorgente luminosa
light source
LED

power: 8W
voltage: 48Vdc
light temperature: 3000K
lumens: 624LM



bianco
white

OTPB



oro
gold

OTPB



nero
black

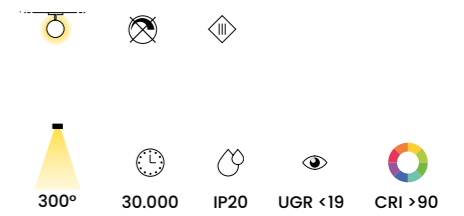

OTPB



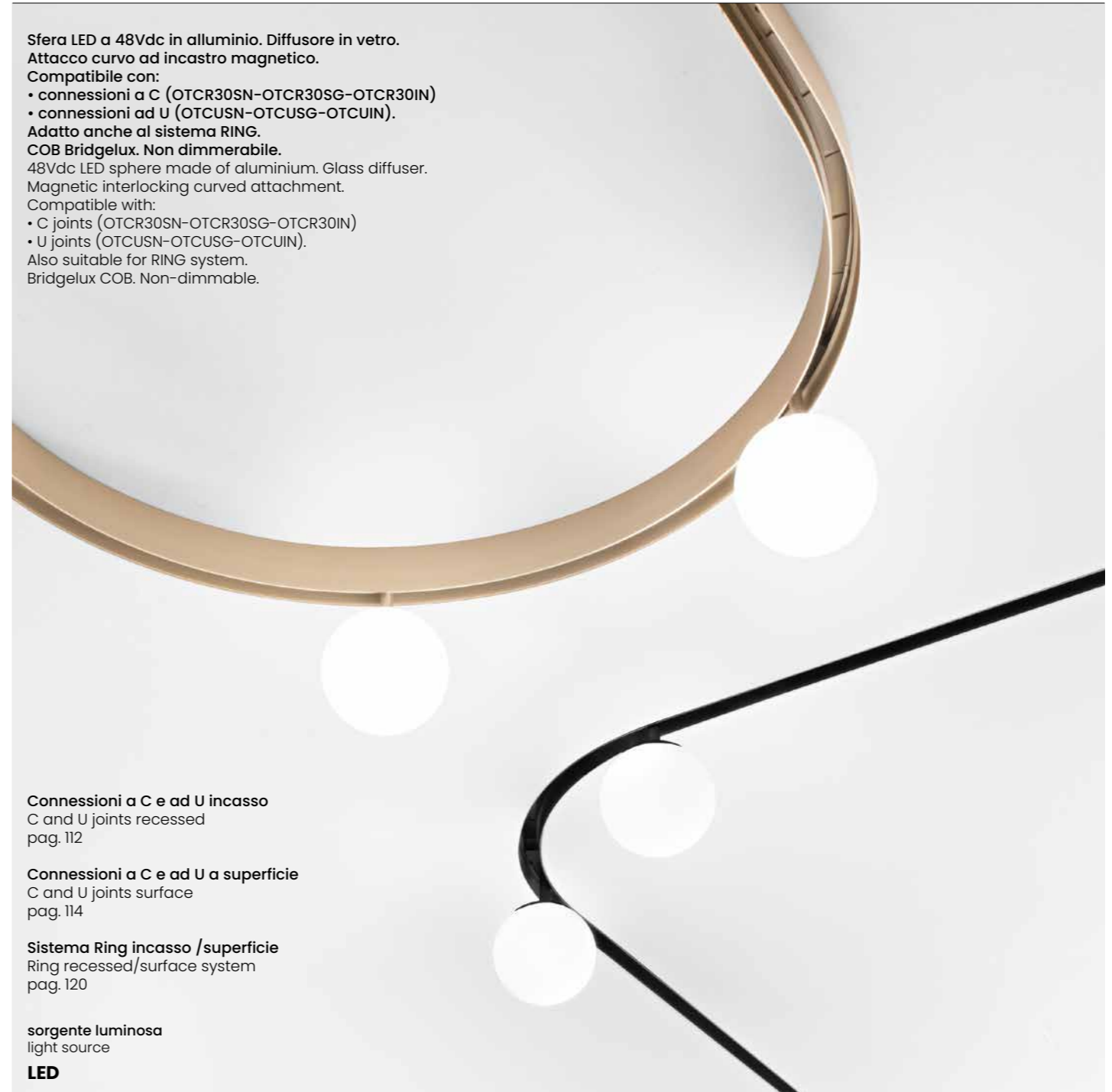
0,41 Kg 0,003 m³

Sfera LED con attacco curvo LED sphere with curved attachment

compatibile con i seguenti binari
compatible with the following tracks



Sfera LED a 48Vdc in alluminio. Diffusore in vetro.
Attacco curvo ad incastro magnetico.
Compatibile con:
• connessioni a C (OTCR30SN-OTCR30SG-OTCR30IN)
• connessioni ad U (OTCUSN-OTCUSG-OTCUIN).
Adatto anche al sistema RING.
COB Bridgelux. Non dimmerabile.
48Vdc LED sphere made of aluminium. Glass diffuser. Magnetic interlocking curved attachment. Compatible with:
• C joints (OTCR30SN-OTCR30SG-OTCR30IN)
• U joints (OTCUSN-OTCUSG-OTCUIN).
Also suitable for RING system. Bridgelux COB. Non-dimmable.



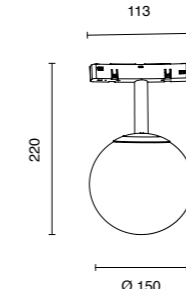
Connessioni a C e ad U incasso
C and U joints recessed
pag. 112

Connessioni a C e ad U a superficie
C and U joints surface
pag. 114

Sistema Ring incasso /superficie
Ring recessed/surface system
pag. 120

sorgente luminosa
light source
LED

power: 8W
voltage: 48Vdc
light temperature: 3000K
lumens: 624LM



oro
gold

OTP



nero
black

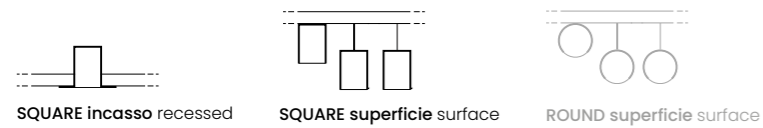
OTP



0,48 Kg 0,0022 m³

Elemento lineare Linear element

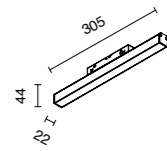
compatibile con i seguenti binari
compatible with the following tracks



Elemento lineare a 48Vdc in alluminio. Diffusore in policarbonato. Attacco ad incastro magnetico. Compatibile con sistema SQUARE ad incasso (OTBININ-OTBINIB), SQUARE a superficie (OTBINSN-OTBINSB-OTBINSG). Adatto anche al sistema ROUND. Non dimmerabile.
48Vdc linear element made of aluminium. Polycarbonate diffuser. Magnetic interlocking attachment. Compatible with SQUARE recessed (OTBININ-OTBINIB) and SQUARE surface (OTBINSN-OTBINSB-OTBINSG) systems. Also suitable for ROUND system. Non-dimmable.

sorgente luminosa
light source
LED

power: 12W
voltage: 48Vdc
light temperature: 3000K
lumens: 936LM



bianco
white

OTLI12B



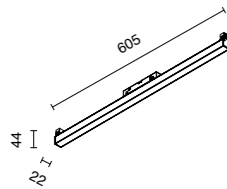
nero
black

OTLI12N



0,20 Kg 0,00029 m³

power: 24W
voltage: 48Vdc
light temperature: 3000K
lumens: 1872LM



bianco
white

OTLI24B



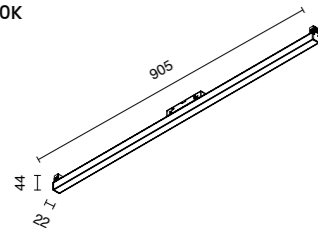
nero
black

OTLI24N



0,39 Kg 0,00058 m³

power: 36W
voltage: 48Vdc
light temperature: 3000K
lumens: 2808LM



bianco
white

OTLI36B



nero
black

OTLI36N



0,53 Kg 0,00087 m³

Elemento lineare curvo Curved linear element

compatibile con i seguenti binari
compatible with the following tracks



Elemento lineare curvo a 48Vdc in alluminio. Diffusore in policarbonato. Attacco curvo ad incastro magnetico. Compatibile con:
• connessioni ad U (OTCUSN-OTCUSG-OTCUIN).
Compatibile anche con sistema RING Ø 80 cm.
LED Osram. Non dimmerabile.
48Vdc curved linear element made of aluminium. Polycarbonate diffuser. Magnetic interlocking curved attachment. Compatible with:
• U joints (OTCUSN-OTCUSG-OTCUIN).
Also suitable for RING system Ø 80 cm. Osram LED. Non-dimmable.

sorgente luminosa
light source
LED

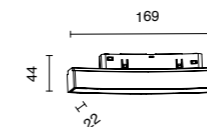
Connessione ad U incasso
U joint recessed
pag. 112

Connessione ad U a superficie
U joint surface
pag. 114

Sistema Ring incasso /superficie
Ring recessed/surface system
pag. 120

sorgente luminosa
light source
LED

power: 9W
voltage: 48Vdc
light temperature: 3000K
lumens: 702LM



nero
black

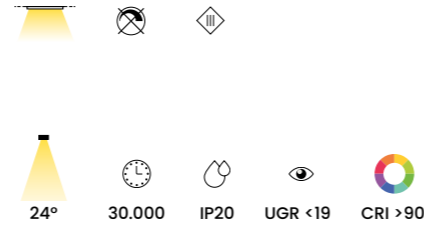
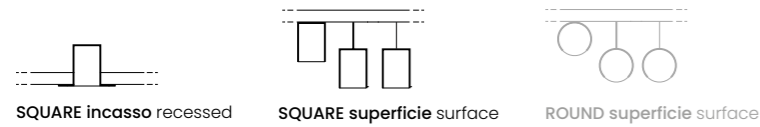
OTLC80N



0,14 Kg 0,00016 m³

Elemento beta Beta element

compatibile con i seguenti binari
compatible with the following tracks

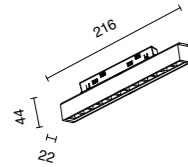


Elemento beta a 48Vdc in alluminio. Diffusore in policarbonato. Attacco ad incastro magnetico. Compatibile con sistema SQUARE ad incasso (OTBININ-OTBINIB), SQUARE a superficie (OTBINSN- OTBINSB- OTBINSG). Compatibile anche con sistema ROUND. Non dimmerabile.
48Vdc beta element made of aluminium. Polycarbonate diffuser. Magnetic interlocking attachment. Compatible with SQUARE recessed (OTBININ-OTBINIB) and SQUARE surface (OTBINSN-OTBINSB - OTBINSG) systems. Also suitable for ROUND system. Non-dimmable.



sorgente luminosa
light source
LED

power: 12W
voltage: 48Vdc
light temperature: 3000K
lumens: 1006LM



bianco
white

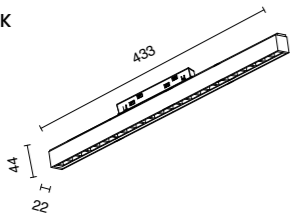
OTFA12B

nero
black

OTFA12N

0,17 Kg 0,0002 m³

power: 24W
voltage: 48Vdc
light temperature: 3000K
lumens: 2012LM



bianco
white

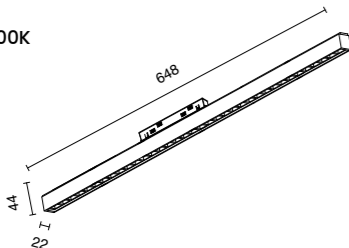
OTFA24B

nero
black

OTFA24N

0,31 Kg 0,00041 m³

power: 36W
voltage: 48Vdc
light temperature: 3000K
lumens: 3018LM



bianco
white

OTFA36B


nero
black

OTFA36N

0,43 Kg 0,00062 m³

Elemento beta curvo Curved beta element

compatibile con i seguenti binari
compatible with the following tracks



Elemento beta curvo a 48Vdc in alluminio. Diffusore in policarbonato. Attacco curvo ad incastro magnetico. Compatibile con:
• connessione ad U (OTCUSN-OTCUSG-OTCUIN).
Compatibile anche con sistema RING Ø 80 cm.
LED Osram. Non dimmerabile.
48Vdc curved beta element made of aluminium. Polycarbonate diffuser. Magnetic interlocking curved attachment. Compatible with:
• U joints (OTCUSN-OTCUSG-OTCUIN).
Also suitable for RING system Ø 80 cm.
Osram LED. Non-dimmable.



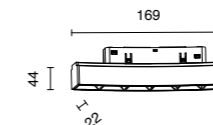
Connessione ad U incasso
U joint recessed
pag. 112

Connessione ad U a superficie
U joint surface
pag. 114

Sistema Ring incasso /superficie
Ring recessed/surface system
pag. 120

sorgente luminosa
light source
LED

power: 9W
voltage: 48Vdc
light temperature: 3000K
lumens: 720LM



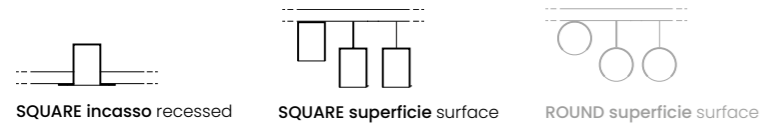
nero
black

OTFAC80N

0,14 Kg 0,00016 m³

Elemento beta orientabile Adjustable beta element

compatibile con i seguenti binari
compatible with the following tracks

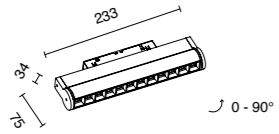


Elemento beta orientabile a 48Vdc in alluminio. Diffusore in policarbonato. Attacco ad incastro magnetico. Compatibile con sistema SQUARE ad incasso (OTBININ-OTBINIB), SQUARE a superficie (OTBINSN-OTBINSB-OTBINSG). Adatto anche al sistema ROUND. Non dimmerabile.

48Vdc adjustable beta element made of aluminium. Polycarbonate diffuser. Magnetic interlocking attachment. Compatible with SQUARE recessed (OTBININ-OTBINIB) and SQUARE surface (OTBINSN-OTBINSB-OTBINSG) systems. Also suitable for ROUND system. Non-dimmable.

sorgente luminosa
light source
LED

power: 12W
voltage: 48Vdc
light temperature: 3000K
lumens: 1006LM



bianco
white

OTFAR12B



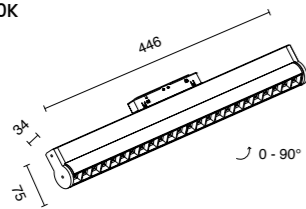
nero
black

OTFAR12N



0,31 Kg 0,00059 m³

power: 24W
voltage: 48Vdc
light temperature: 3000K
lumens: 2012LM



bianco
white

OTFAR24B



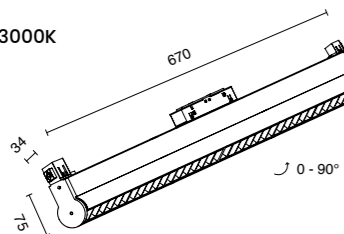
nero
black

OTFAR24N



0,58 Kg 0,0011 m³

power: 36W
voltage: 48Vdc
light temperature: 3000K
lumens: 3018LM



bianco
white

OTFAR36B



nero
black

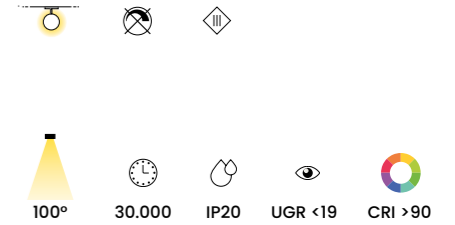
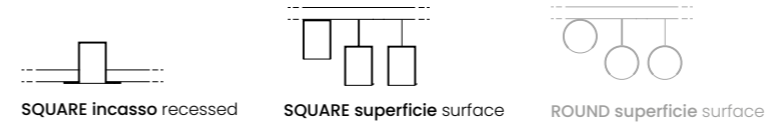
OTFAR36N



0,83 Kg 0,0016 m³

Elemento a luce diffusa Diffuse light element

compatibile con i seguenti binari
compatible with the following tracks

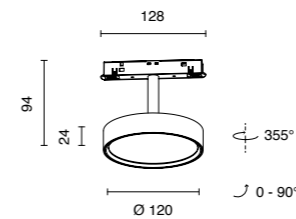


Elemento a luce diffusa orientabile a 48Vdc in alluminio. Diffusore in policarbonato. Attacco ad incastro magnetico. Compatibile con sistema SQUARE ad incasso (OTBININ-OTBINIB), SQUARE a superficie (OTBINSN-OTBINSB-OTBINSG). Adatto anche al sistema ROUND. LED Bridgelux. Non dimmerabile.

48Vdc adjustable diffuse light element made of aluminium. Polycarbonate diffuser. Magnetic interlocking attachment. Compatible with SQUARE recessed (OTBININ-OTBINIB) and SQUARE surface (OTBINSN-OTBINSB-OTBINSG) systems. Also suitable for ROUND system. Bridgelux LED. Non-dimmable.

sorgente luminosa
light source
LED

power: 12W
voltage: 48Vdc
light temperature: 3000K
lumens: 936LM



bianco
white

OTPRB



nero
black

OTPRN



0,41 Kg 0,00027 m³

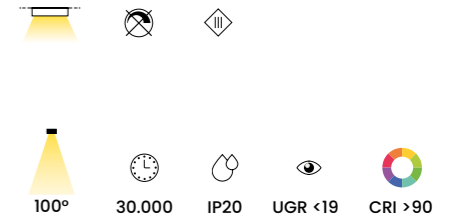
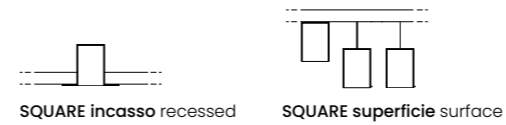
SQUARE INCASSO E SUPERFICIE SQUARE RECESSED AND SURFACE



BINARI MAGNETICI 48V 48 MAGNETIC TRACKS

Elemento angolare complanare Coplanar angle element

compatibile con i seguenti binari
compatible with the following tracks



Elemento angolare a 48Vdc in alluminio. Diffusore in policarbonato. Attacco ad incastro magnetico. Compatibile con connessioni angolari complanari SQUARE ad incasso (OTANIN-OTANIB), connessioni angolari complanari SQUARE a superficie (OTANSN-OTANSB-OTANSO). LED Bridgelux. Non dimmerabile.

48Vdc coplanar angle element made of aluminium. Polycarbonate diffuser. Magnetic interlocking attachment. Compatible with SQUARE recessed coplanar angle connections (OTANIN-OTANIB) and SQUARE surface coplanar angle connections (OTANSN-OTANSB-OTANSO). Bridgelux LED. Non-dimmable.

sorgente luminosa
light source

LED

power: 24W
voltage: 48Vdc
light temperature: 3000K
lumens: 1872LM

connessioni ad angolo complanare
a incasso / recessed coplanar angle
connections
pag. 113

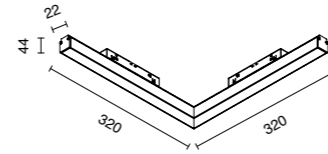
bianco
white

OTLAOB


connessioni ad angolo complanare
a superficie / surface coplanar angle
connections
pag. 115

nero
black

OTLAON

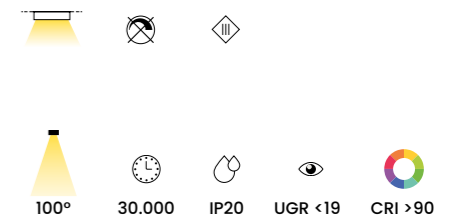
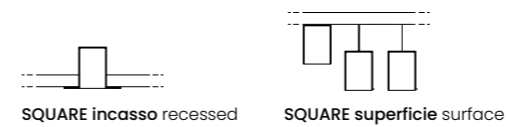


0,46 Kg 0,0022 m³



Elemento angolare perpendicolare Perpendicular angle element

compatibile con i seguenti binari
compatible with the following tracks



Elemento angolare a 48Vdc in alluminio. Diffusore in policarbonato. Attacco ad incastro magnetico. Compatibile con connessioni angolari perpendicolari SQUARE ad incasso (OTANVIN-OTANVIB), connessioni angolari perpendicolari SQUARE a superficie (OTANVSN-OTANVSB-OTANVSO). LED Bridgelux. Non dimmerabile.

48Vdc perpendicular angle element made of aluminium. Polycarbonate diffuser. Magnetic interlocking attachment. Compatible with SQUARE recessed perpendicular angle connections (OTANVIN-OTANVIB) and SQUARE surface perpendicular angle connections (OTANVSN-OTANVSB-OTANVSO). Bridgelux LED. Non-dimmable.

sorgente luminosa
light source

LED

power: 24W
voltage: 48Vdc
light temperature: 3000K
lumens: 1872LM

connessioni ad angolo perpendicolare
a incasso / recessed perpendicular angle
connections
pag. 113

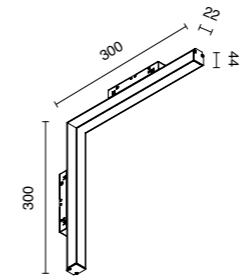
bianco
white

OTLAVB

connessioni ad angolo perpendicolare
a superficie / surface perpendicular angle
connections
pag. 115

nero
black

OTLAVN



0,46 Kg 0,0039 m³

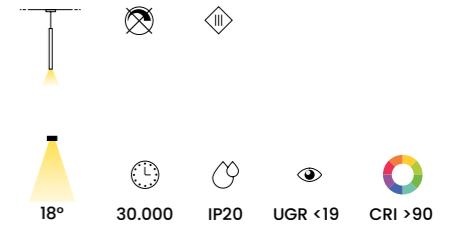
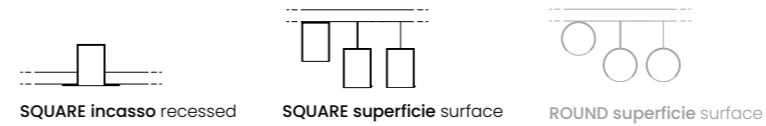


SQUARE INCASSO E SUPERFICIE SQUARE RECESSED AND SURFACE



Sospensione cilindrica Cylindrical suspension

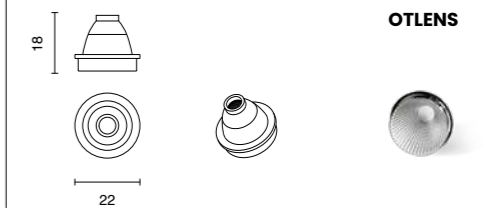
compatibile con i seguenti binari
compatible with the following tracks



Elemento cilindrico LED a 48Vdc in alluminio. Diffusore in policarbonato. Disponibile ottica (OTLENS) per ottenere angolo di emissione luminosa di 38°. Attacco ad incastro magnetico. Compatibile con sistema SQUARE ad incasso (OTBININ-OTBINIB), SQUARE a superficie (OTBINSN-OTBINSB-OTBINSG). Adatto anche al sistema ROUND. Cavetti regolabili. COB Bridgelux. Non dimmerabile.

48Vdc LED cylindrical element made of aluminium. Polycarbonate diffuser. Available lens (OTLENS) to obtain a beam angle of 38°. Magnetic interlocking attachment. Compatible with SQUARE recessed (OTBININ-OTBINIB) and SQUARE surface (OTBINSN-OTBINSB-OTBINSG) systems. Also suitable for ROUND system. Adjustable cables. Bridgelux COB. Non-dimmable.

Ottica opzionale in materiale plastico compatibile con sospensione cilindrica. Per ottenere un'apertura del fascio luminoso pari a 38°.
Optional plastic lens, compatible with cylindrical suspension, to obtain a beam angle of 38°.

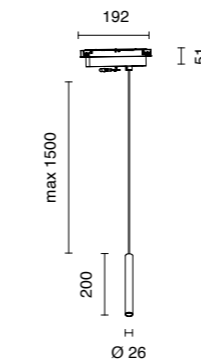


sorgente luminosa
light source

Regolazione cavi e montaggio lente a pag. 119
Cable adjustment and lens assembly p. 119

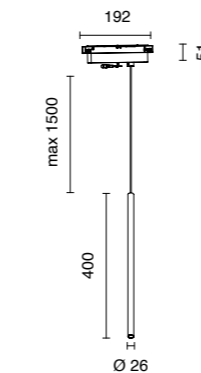
LED

power: 6W
voltage: 48Vdc
light temperature: 3000K
lumens: 468LM





0,33 Kg 0,00014 m³

power: 6W
voltage: 48Vdc
light temperature: 3000K
lumens: 468LM

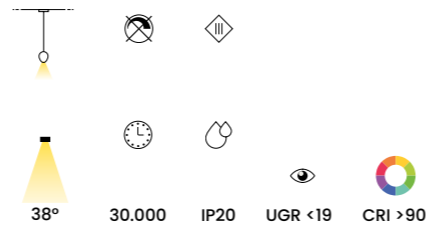
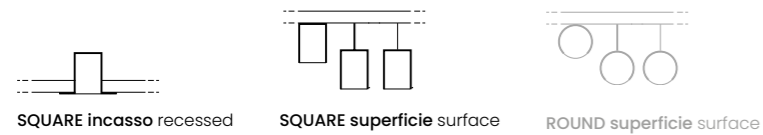


0,54 Kg 0,00028 m³



Sospensione a goccia Drop suspension

compatibile con i seguenti binari
compatible with the following tracks



Elemento LED a goccia a sospensione a 48Vdc in alluminio. Diffusore in policarbonato. Attacco ad incastro magnetico. Compatibile con sistema SQUARE ad incasso (OTBININ-OTBINIB), SQUARE a superficie (OTBINSN-OTBINSB-OTBINSG). Adatto anche al sistema ROUND. Cavetti regolabili. COB Bridgelux. Non dimmerabile.

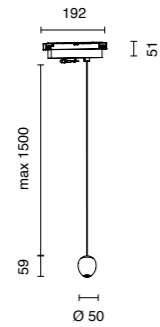
48Vdc drop LED suspension element made of aluminium. Polycarbonate diffuser. Magnetic interlocking attachment. Compatible with SQUARE recessed(OTBININ-OTBINIB) and SQUARE surface (OTBINSN-OTBINSB-OTBINSG) systems. Also suitable for ROUND system. Adjustable cables. Bridgelux COB. Non-dimmable.

sorgente luminosa
light source

LED

power: **4W**
voltage: **48Vdc**
light temperature: **3000K**
lumens: **312LM**

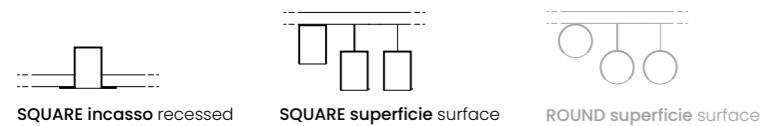
0,24 Kg 0,00014 m³



Regolazione cavi a pag. 119 / Cable adjustment p. 119

Sospensione a sfera Sphere suspension

compatibile con i seguenti binari
compatible with the following tracks



Elemento a sospensione a 48Vdc in alluminio. Diffusore in vetro. Attacco ad incastro magnetico. Compatibile con sistema SQUARE ad incasso (OTBININ-OTBINIB), SQUARE a superficie (OTBINSN-OTBINSB-OTBINSG). Adatto anche al sistema ROUND. Cavetti regolabili. COB Bridgelux. Non dimmerabile. Compatibile con vetri ALFA medio, acquistabili separatamente.

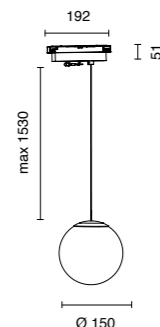
48Vdc suspension element made of aluminium. Glass diffuser. Magnetic interlocking attachment. Compatible with SQUARE recessed(OTBININ-OTBINIB) and SQUARE surface (OTBINSN-OTBINSB-OTBINSG) systems. Also suitable for ROUND system. Adjustable cables. Bridgelux COB. Non-dimmable. Compatible with ALFA medium glasses, purchased separately.

sorgente luminosa
light source

LED

power: **8W**
voltage: **48Vdc**
light temperature: **3000K**
lumens: **624LM**

0,48 Kg 0,0028 m³



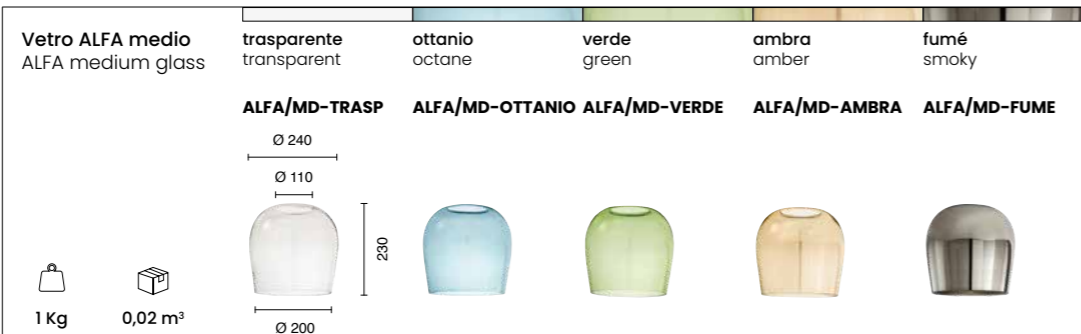
Regolazione cavi a pag. 119 / Cable adjustment p. 119

sorgente luminosa
light source

LED

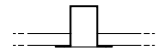
power: **8W**
voltage: **48Vdc**
light temperature: **3000K**
lumens: **624LM**

0,48 Kg 0,0028 m³



Accessori Accessories

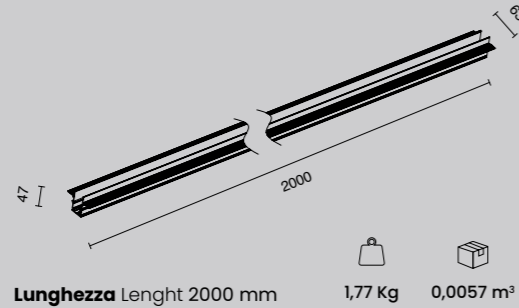
SQUARE incasso recessed



Binario ad incasso Recessed track

Binario modulare ad incasso 48Vdc in alluminio tagliabile. Gli accessori per l'alimentazione elettrica e la connessione di più moduli sono necessari e non inclusi. Chiusura finale non inclusa.

48Vdc recessed modular track made of cuttable aluminium. Accessories for power supply and connection of multiple modules are required and not included. End cap not included.



Lunghezza Length 2000 mm

1,77 Kg

0,0057 m³


bianco
white

OTBINIB



nero
black

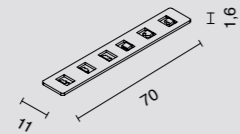
OTBININ



Giunto meccanico Mechanical joint

Elemento in metallo per la connessione meccanica di due binari SQUARE incasso (OTBINIB-OTBININ). Necessario l'uso del connettore elettrico lineare (OTCNN-OTCNB). Kit da due pezzi.

Metal element for mechanical connection of two SQUARE recessed tracks (OTBINIB-OTBININ). Use of the linear electrical connector required (OTCNN-OTCNB). Two piece kit.



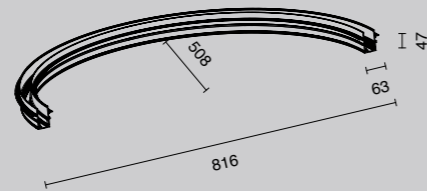
OTCI



Connessione curva a U U curved connection

Elemento curvo a U per connettere due binari SQUARE a incasso (OTBININ). Compatibile con OTPBCN-OTPBCG-OTSPC7N-OTSPC7G-OTFAC80N-OTLC80N. Necessario giunto meccanico e connettore elettrico curvo (OTCNDCN).

U curved element for connecting two SQUARE recessed tracks (OTBININ). Compatible with OTPBCN-OTPBCG-OTSPC7N-OTSPC7G-OTFAC80N-OTLC80N. Mechanical joint and curved electrical connector required (OTCNDCN).



2 Kg

0,02 m³

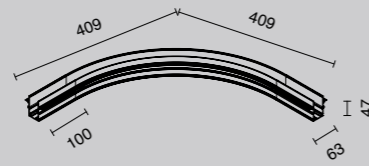
OTCUIN



Connessione curva a C C curved connection

Connessione curva a C con raggio di curvatura 30cm, per binari SQUARE ad incasso (OTBININ) compatibile con OTPBCN-OTPBCG-OTSPC7N-OTSPC7G. Necessario giunto meccanico e connettore elettrico curvo (OTCNDCN). Non è possibile installare i corpi illuminanti nella parte centrale della curva.

C curved connection of radius 30cm, for SQUARE recessed tracks (OTBININ). Compatible with OTPBCN-OTPBCG-OTSPC7N-OTSPC7G. Mechanical joint and curved electrical connector required (OTCNDCN). Luminaires cannot be installed in the middle part of the curve.



0,97 Kg

0,0077 m³

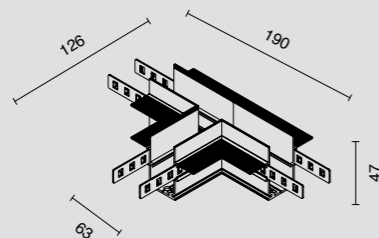
OTCR30IN



Connessione a T T connection

Elemento a incasso per connessione a T con giunti meccanici inclusi. Necessari connettori elettrici a T (OTCNTB-OTCNTN).


Recessed element for T connection with mechanical joints included. T electrical connectors required (OTCNTB-OTCNTN).



OTTRIB

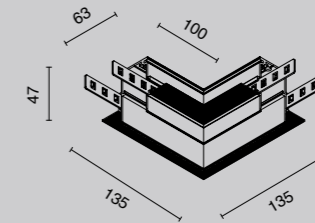


OTTRIN



Connessione ad angolo complanare Coplanar angle connection

Connessione meccanica angolare complanare a incasso con giunti meccanici inclusi. Necessari connettori elettrici. Compatibile con elementi angolari complanari 48Vdc (OTLAOB-OTLAON). Recessed coplanar angle mechanical connection with mechanical joints included. Electrical connectors required. Compatible with 48Vdc coplanar angle elements (OTLAOB-OTLAON).



bianco
white

OTANIB



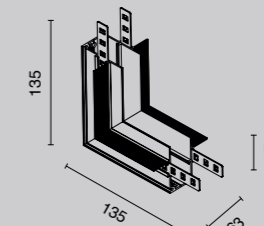
nero
black

OTANIN



Connessione ad angolo perpendicolare Perpendicular angle connection

Connessione meccanica angolare perpendicolare a incasso con giunti meccanici inclusi. Necessari connettori elettrici. Compatibile con elementi angolari perpendicolari 48Vdc (OTLAVN-OTLAVB). Recessed perpendicular angle mechanical connection with mechanical joints included. Electrical connectors required. Compatible with 48Vdc perpendicular angle elements (OTLAVN-OTLAVB).



OTANVIB

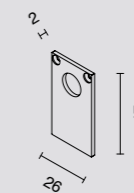


OTANVIN



Chiusura finale End cap

Elemento di chiusura finale per binario SQUARE incasso (OTBININ-OTBINIB). End cap for SQUARE recessed track (OTBININ-OTBINIB).



OTTIB

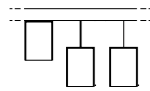


OTTIN



Accessori Accessories

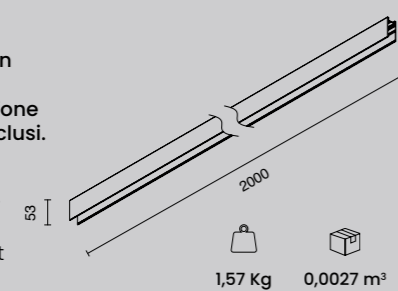
SQUARE superficie surface



Binario a superficie Surface track

Binario modulare a superficie 48Vdc in alluminio tagliabile. Gli accessori per l'alimentazione elettrica e la connessione di più moduli sono necessari e non inclusi. Chiusura finale non inclusa.
48Vdc surface modular track made of cuttable aluminium. Accessories for power supply and connection of multiple modules are required and not included. End cap not included.

Lunghezza Length 2000 mm


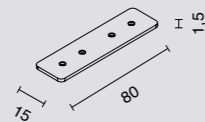


1,57 Kg 0,0027 m³



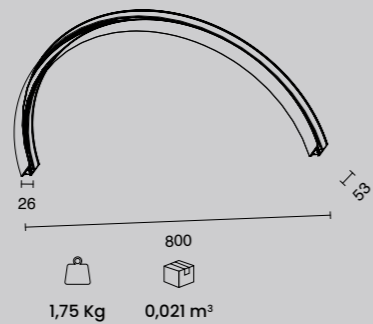
Giunto meccanico Mechanical joint

Elemento in metallo per la connessione meccanica di due binari SQUARE superficie (OTBINSB-OTBINSN-OTBINSG). Necessario l'uso del connettore elettrico lineare (OTCINN-OTCNB).
Metal element for mechanical connection of two SQUARE surface tracks (OTBINSB-OTBINSN-OTBINSG). Use of the linear electrical connector required (OTCINN-OTCNB).




Connessione curva ad U U curved connection

Elemento curvo ad U per connettere due binari SQUARE a superficie (OTBINSN-OTBINSG). Compatibile con OTPBCN-OTPBCG-OTSPC7N-OTSPC7G-OTFAC80N-OTLC80N. Necessario giunto meccanico e connettore elettrico curvo (OTCNDCN).
U curved element for connecting two SQUARE surface tracks (OTBINSN-OTBINSG). Compatible with OTPBCN-OTPBCG-OTSPC7N-OTSPC7G-OTFAC80N-OTLC80N. Mechanical joint and curved electrical connector required (OTCNDCN).

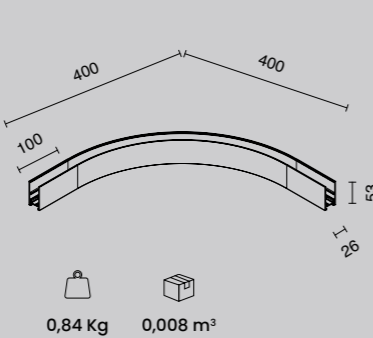


1,75 Kg 0,021 m³




Connessione curva a C C curved connection

Connessione curva a C con raggio di curvatura 30cm, per binari SQUARE a superficie (OTBINSN-OTBINSG) compatibile con OTPBCN-OTPBCG-OTSPC7N-OTSPC7G. Necessario giunto meccanico e connettore elettrico curvo (OTCNDCN). Non è possibile installare i corpi illuminanti nella parte centrale della curva.
C curved connection of radius 30cm, for SQUARE surface tracks (OTBINSN-OTBINSG). Compatible with OTPBCN-OTPBCG-OTSPC7N-OTSPC7G. Mechanical joint and curved electrical connector required (OTCNDCN). Luminaires cannot be installed in the middle part of the curve.

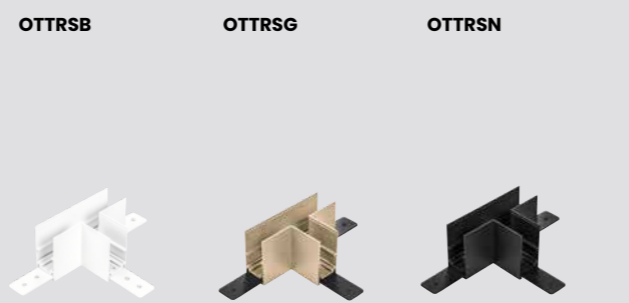
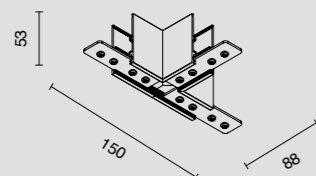


0,84 Kg 0,008 m³



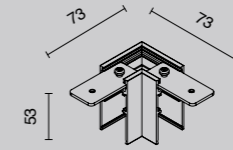
Connessione a T T connection

Elemento a superficie per connessione a T con giunti meccanici inclusi. Necessari connettori elettrici a T (OTCNTB-OTCNTN).
Surface element for T connection with mechanical joints included. T electrical connectors required (OTCNTB-OTCNTN).



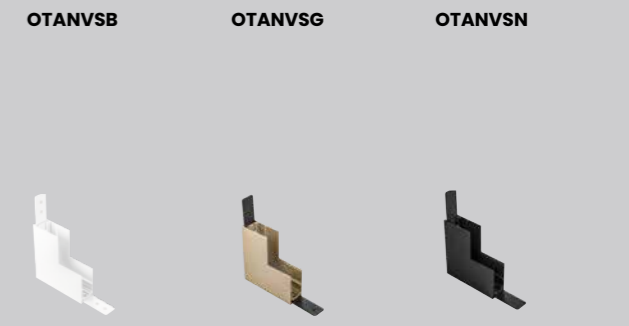
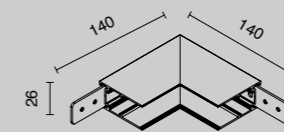
Connessione ad angolo coplanare Coplanar angle connection

Connessione meccanica angolare coplanare a superficie con giunti meccanici inclusi. Necessari connettori elettrici. Compatibile con elementi angolari coplanari 48Vdc (OTLAOB-OTLON).
Surface coplanar angle mechanical connection with mechanical joints included. Electrical connectors required. Compatible with 48Vdc coplanar angle elements (OTLAOB-OTLON).



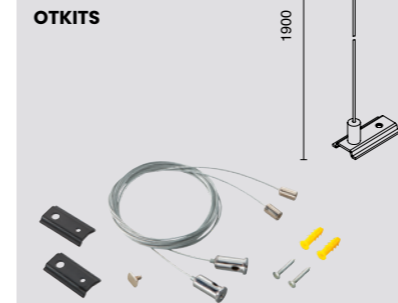
Connessione ad angolo perpendicolare Perpendicular angle connection

Connessione meccanica angolare perpendicolare a superficie con giunti meccanici inclusi. Necessari connettori elettrici. Compatibile con elementi angolari perpendicolari 48Vdc (OTLAVN-OTLAVB).
Surface perpendicular angle mechanical connection with mechanical joints included. Electrical connectors required. Compatible with 48Vdc perpendicular angle elements (OTLAVN-OTLAVB).



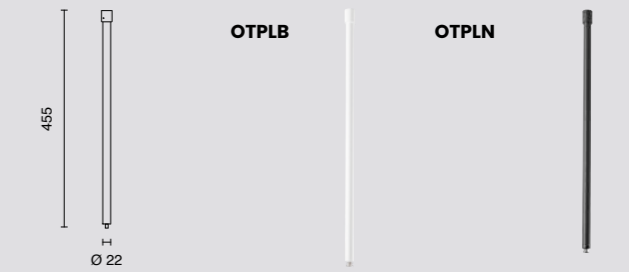
Elementi per sospensione Elements for suspension

Kit sospensione con 2 cavetti in metallo, compatibile con binario SQUARE a superficie. Adatto anche a sistema ROUND.
Suspension kit with 2 metal cables, compatible with SQUARE surface track. Also suitable for ROUND system.

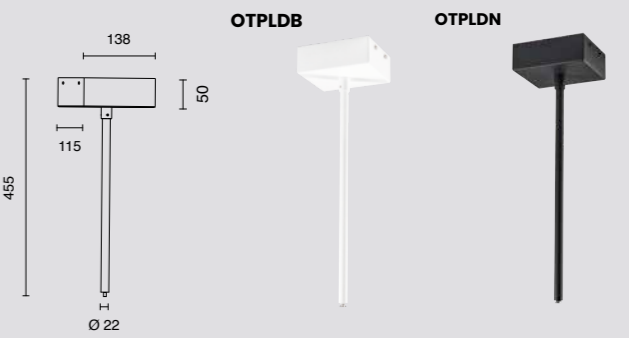


OTKITS

Asta per sospensione rigida compatibile con binario SQUARE a superficie. Compatibile anche con sistema ROUND.
Rod for rigid suspension, compatible with SQUARE surface track. Also compatible with ROUND system.


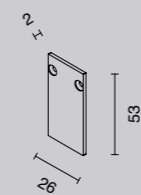


Asta per sospensione rigida con cover per driver OTDRC, compatibile con binari SQUARE a superficie. Compatibile anche con sistema ROUND.
Rod for rigid suspension with cover for driver OTDRC, compatible with SQUARE surface tracks. Also compatible with ROUND system.



Chiusura finale End cap

Elemento di chiusura finale per binario SQUARE a superficie (OTBINSB-OTBINSN-OTBINSG). End cap for SQUARE surface track (OTBINSB-OTBINSN-OTBINSG).



BINARI MAGNETICI 48V 48V MAGNETIC TRACKS

SQUARE SUPERFICIE SQUARE SURFACE



Accessori Accessories

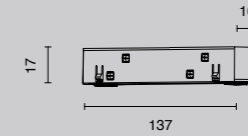
SQUARE incasso recessed SQUARE superficie surface



Connettore elettrico lineare Linear electrical connector

Elemento per la connessione Elettrica di due binari SQUARE ad incasso (OTBININ-OTBINIB), SQUARE a superficie (OTBINSN-OTBINSB-OTBINSG), adatto anche a sistema ROUND. Necessario il giunto meccanico.

Element for electrical connection of two SQUARE recessed tracks (OTBININ-OTBINIB) and SQUARE surface tracks (OTBINSN-OTBINSB-OTBINSG). Also suitable for ROUND system. Mechanical joint required.



bianco
white

OTCNB



nero
black

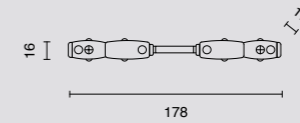
OTCNN



Connettore elettrico per connessioni curve Electrical connector for curved connections

Modulo di connessione elettrica per collegare un binario SQUARE (OTBININ- OTBINSN- OTBINSG) ad una connessione curva a C (OTCR30SN-OTCR30SG-OTCR30IN) o ad U (OTCUSN-OTCUSG- OTCUIN). Necessario giunto meccanico.

Electrical connection module for connecting a SQUARE track (OTBININ- OTBINSN- OTBINSG) to a C curved connection (OTCR30SN-OTCR30SG-OTCR30IN) or U curved connection (OTCUSN-OTCUSG-OTCUIN). Mechanical joint required.



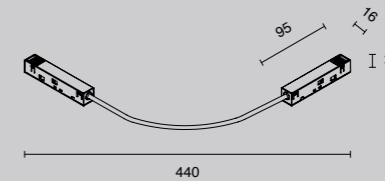
OTCNDCN



Connettore elettrico angolare Angle electrical connector

Modulo di connessione elettrica per angolo, sia complanare che perpendicolare (OTANVIN-OTANVIB-OTANIN-OTANIB- OTANSN-OTANSB-OTANS-OTANSB-OTANSVSN-OTANSVSB-OTANSVSG).

Electrical connection module for corner, both coplanar and perpendicular (OTANVIN-OTANVIB-OTANIN-OTANIB- OTANSN-OTANSB-OTANS-OTANSB-OTANSVSN-OTANSVSB-OTANSVSG).



OTCNDB



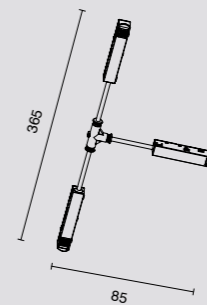
OTCN DN



Connettore elettrico a T T electrical connector

Modulo di connessione elettrica per elementi a T (OTTRIN-OTTRIB-OTTRSN-OTTRSB-OTTRSG).

Electrical connection module for T elements (OTTRIN-OTTRIB-OTTRSN-OTTRSB-OTTRSG).



OTCNTB



OTCNTN

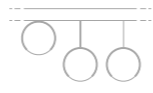
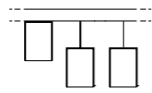
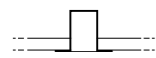


Driver e alimentazione Driver and power supply

SQUARE incasso recessed

SQUARE superficie surface

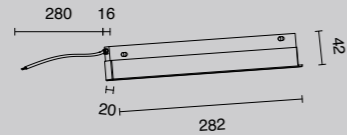
ROUND superficie surface



Driver attacco magnetico Magnetic attachment driver

Driver magnetico da installare direttamente a binario. Compatibile con serie SQUARE 48Vdc - ROUND 48Vdc.

Magnetic driver to be installed directly on track. Compatible with SQUARE 48Vdc - ROUND 48Vdc series.

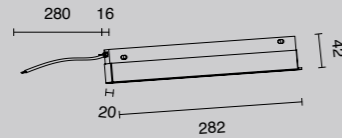


nero
black

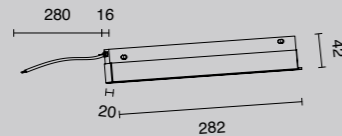
OTD100 100W
Vin 220-240Vac
Vout 48 Vdc
Ampere 2.1 A
IP20



OTD150 150W
Vin 220-240Vac
Vout 48 Vdc
Ampere 3.1 A
IP20



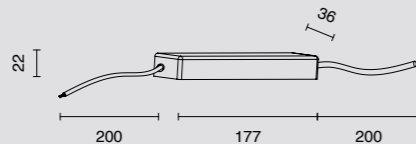
OTD250 250W
Vin 220-240Vac
Vout 48 Vdc
Ampere 5.2 A
IP20



Driver remoto Remote driver

Compatibile con qualsiasi sistema 48Vdc. Articolo necessario per l'opzione di alimentazione con driver remoto, indispensabile il collegamento al modulo di input elettrico (OTMIN-OTMIB). Disponibile cover (OTCVB-OTCVG-OTCVN).

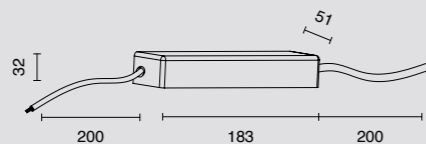
Compatible with any 48Vdc system. Item required for power supply option with remote driver, indispensable connection to electrical input module (OTMIN-OTMIB). Cover available (OTCVB-OTCVG-OTCVN).



OTDS100 100W
Vin 220-240Vac
Vout 48 Vdc
Ampere 2.1 A
IP20

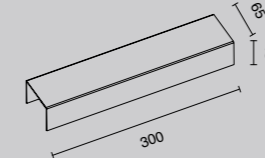


OTDS200 200W
Vin 220-240Vac
Vout 48 Vdc
Ampere 4.2 A
IP20



Cover per driver remoto Cover for remote driver

Compatibile con driver OTDS100 e OTDS200. Compatible with OTDS100 and OTDS200 drivers.



bianco
white


oro
gold

nero
black

OTCVB

OTCVG

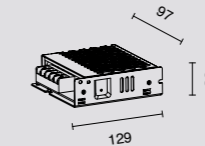
OTCVN



Driver remoto per sospensione rigida Remote driver for rigid suspension

Articolo necessario per l'opzione di sospensione rigida e alimentazione in remoto, indispensabile il collegamento al modulo di input elettrico (OTMIN-OTMIB). Disponibile asta con cover (OTPLDB-OTPLDN).

Item needed for rigid suspension option and remote power supply, indispensable connection to electrical input module (OTMIN-OTMIB). Rod with cover available (OTPLDB-OTPLDN).



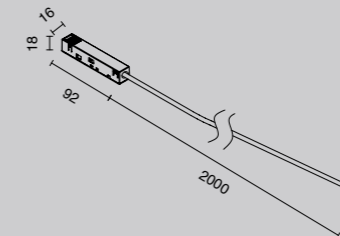
OTDRC

100W
Vin 100-240Vac
Vout 48 Vdc
Ampere 2.1 A
IP20



Modulo di input elettrico Electrical input module

Articolo necessario per l'opzione di alimentazione con driver remoti (OTDS100-OTDS200-OTDRC). Item required for power supply option with remote drivers (OTDS100-OTDS200-OTDRC).

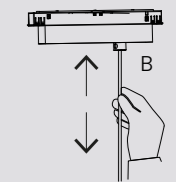
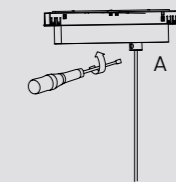


OTMIB

OTMIN



Schema regolazione cavi Cable adjustable scheme



Schema montaggio lente Lens assembly scheme



Ring


Sistema circolare a binario magnetico 48V con sezione rettangolare. Disponibile nella versione a superficie e ad incasso. Installazione a sospensione realizzabile con apposito KIT. Aggancio a incastro magnetico.
48V magnetic track circular system with rectangular section. Available in surface and recessed versions. Suspension installation achievable with specific KIT. Magnetic interlocking attachment.



RING RING

RING

Incasso Recessed / Superficie Surface



RING INCASSO E SUPERFICIE RING RECESSED AND SURFACE

BINARI MAGNETICI 48V 48V MAGNETIC TRACKS



BINARI MAGNETICI 48V 48V MAGNETIC TRACKS

RING INCASSO E SUPERFICIE RING RECESSED AND SURFACE



Binario magnetico 48V 48V magnetic track

binario a incasso
recessed track



RING incasso recessed

Binario circolare in alluminio a sezione rettangolare, 48Vdc. Versione per installazione ad incasso. Accessori per l'alimentazione elettrica necessari e non inclusi. Compatibile con appositi corpi illuminanti con attacco curvo. Aggancio a incastro magnetico.

Aluminium circular track with rectangular section, 48Vdc. Recessed installation version. Accessories for power supply are required and not included. Compatible with specific luminaires with curved attachment. Magnetic interlocking attachment.

Ring incasso

Ring recessed



corpi illuminanti luminaires
pag. 132

accessori accessories
pag. 136

driver e alimentazione driver and power supply
pag. 138

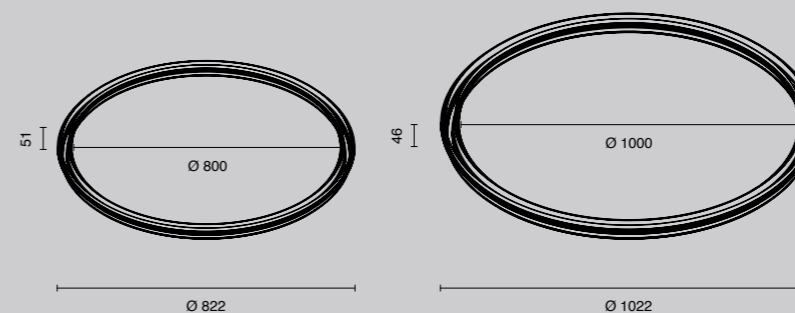
nero
black

Ø 800
OTBINC180N

Ø 1000
OTBINC1100N

3,34 Kg 0,034 m³

4,47 Kg 0,048 m³





BINARI MAGNETICI 48V 48V MAGNETIC TRACKS

Binario magnetico 48V 48V magnetic track

binario a superficie
surface track



RING superficie surface

Binario circolare in alluminio a sezione rettangolare, 48Vdc. Versione per installazione a superficie. Kit per sospensione disponibile e acquistabile separatamente. Accessori per l'alimentazione elettrica necessari e non inclusi. Compatibile con appositi corpi illuminanti con attacco curvo. Aggancio a incastro magnetico.

Aluminium circular track with rectangular section, 48Vdc. Surface installation version. Suspension kit available and purchased separately. Accessories for power supply are required and not included. Compatible with specific luminaires with curved attachment. Magnetic interlocking attachment.

Ring superficie

Ring surface







RING SUPERFICIE RING SURFACE

corpi illuminanti luminaires
pag. 132

accessori accessories
pag. 136

driver e alimentazione driver and power supply
pag. 138

 
2,95 Kg 0,033 m³

 
4,09 Kg 0,053 m³

oro
gold

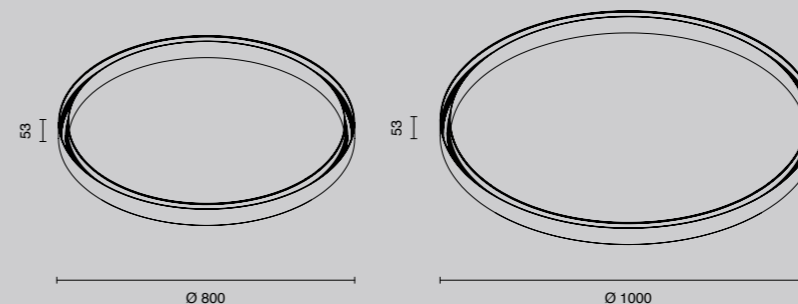
nero
black

Ø 800
OTBINC80G

Ø 800
OTBINC80N

Ø 1000
OTBINC100G

Ø 1000
OTBINC100N



RING incasso

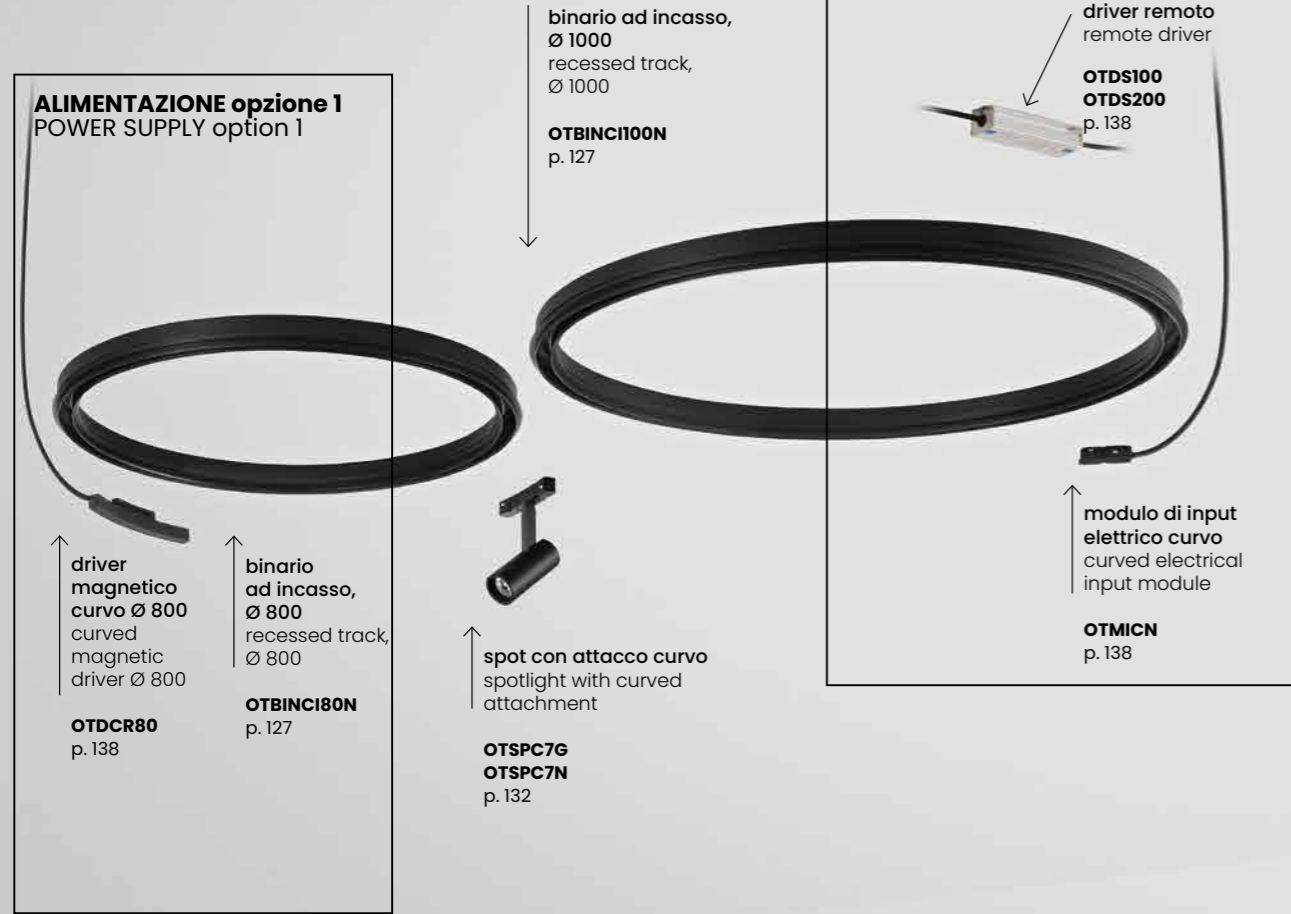
RING recessed

Schema di installazione Installation scheme



Sistema circolare a binario magnetico 48V con sezione rettangolare. Disponibile nella versione a superficie e ad incasso. Installazione a sospensione realizzabile con apposito KIT. Aggancio a incastro magnetico.

48V magnetic track circular system with rectangular section. Available in surface and recessed versions. Suspension installation achievable with specific KIT. Magnetic interlocking attachment.



corpi illuminanti luminaires



Compatibili con i sistemi RING e SQUARE raccordi curvi / Compatible with RING and SQUARE systems curved fittings

RING superficie

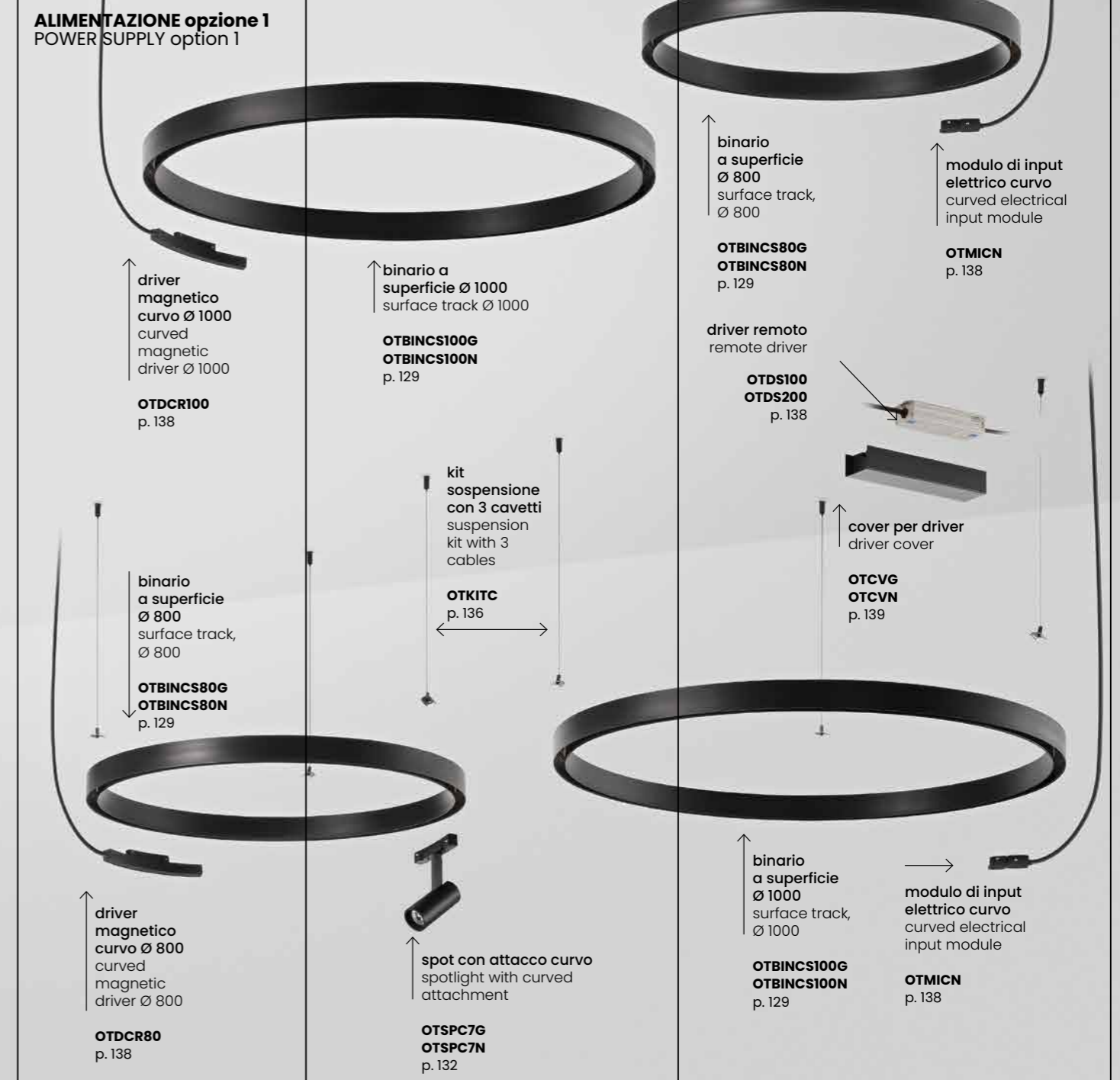
RING surface

Schema di installazione Installation scheme



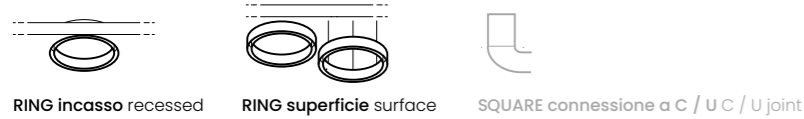
Sistema circolare a binario magnetico 48V con sezione rettangolare. Disponibile nella versione a superficie e ad incasso. Installazione a sospensione realizzabile con apposito KIT. Aggancio a incastro magnetico.

48V magnetic track circular system with rectangular section. Available in surface and recessed versions. Suspension installation achievable with specific KIT. Magnetic interlocking attachment.



Spot con attacco curvo Spotlight with curved attachment

compatibile con i seguenti binari
compatible with the following tracks

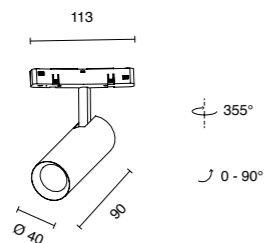


Faretto orientabile LED a 48Vdc in alluminio. Diffusore in policarbonato. Attacco curvo ad incastro magnetico. Compatibile con: sistema RING (OTBINCI80N-OTBINCI100N-OTBINCS80N-OTBINCS80G-OTBINCS100N-OTBINCS100G). Adatto anche a connessioni a C e a U del sistema SQUARE. COB Bridgelux. Non dimmerabile.
48Vdc LED adjustable spotlight made of aluminium. Polycarbonate diffuser. Magnetic interlocking curved attachment. Compatible with RING system (OTBINCI80N-OTBINCI100N-OTBINCS80N-OTBINCS80G-OTBINCS100N-OTBINCS100G). Also suitable for C joints and U joints of SQUARE system. Bridgelux COB. Non-dimmable.



sorgente luminosa
light source
LED

power: 7W
voltage: 48Vdc
light temperature: 3000K
lumens: 546LM



0,20 Kg
0,00014 m³

oro
gold

OTSPC7G



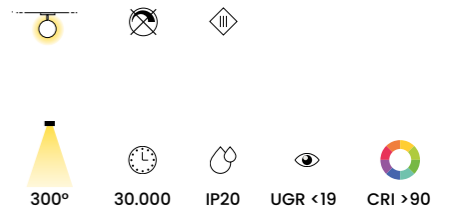
nero
black

OTSPC7N



Sfera LED con attacco curvo LED sphere with curved attachment

compatibile con i seguenti binari
compatible with the following tracks

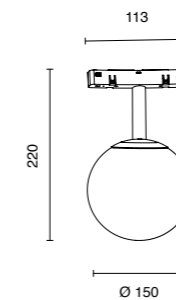


Sfera LED a 48Vdc in alluminio. Diffusore in vetro. Attacco curvo ad incastro magnetico. Compatibile con sistema RING (OTBINCI80N-OTBINCI100N-OTBINCS80N-OTBINCS80G-OTBINCS100N-OTBINCS100G). Adatto anche a connessioni a C e a U del sistema SQUARE. COB Bridgelux. Non dimmerabile.
48Vdc LED sphere made of aluminium. Glass diffuser. Magnetic interlocking curved attachment. Compatible with RING system (OTBINCI80N-OTBINCI100N-OTBINCS80N-OTBINCS80G-OTBINCS100N-OTBINCS100G). Also suitable for C joints and U joints of SQUARE system. Bridgelux COB. Non-dimmable.



sorgente luminosa
light source
LED

power: 8W
voltage: 48Vdc
light temperature: 3000K
lumens: 624LM



0,48 Kg
0,0022 m³

oro
gold

OTPBCG



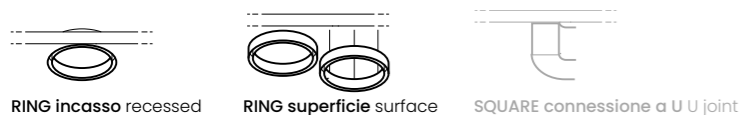
nero
black

OTPBCN



Elemento lineare curvo Curved linear element

compatibile con i seguenti binari
compatible with the following tracks



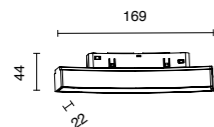
Elemento lineare curvo a 48 Vdc in alluminio. Diffusore in policarbonato. Attacco curvo ad incastro magnetico. Compatibile con binario circolare RING (OTBINCI100N-OTBINCI80N-OTBINCS100N-OTBINCS80N-OTBINCS100G-OTBINCS80G). Ciascun diametro ha il suo attacco dedicato (80/100 cm). Compatibile anche con connessione ad U, sistema SQUARE. LED Osram.

Non dimmerabile
48Vdc curved linear element made of aluminium. Polycarbonate diffuser. Magnetic interlocking curved attachment. Compatible with RING circular track (OTBINCI100N-OTBINCI80N-OTBINCS100N-OTBINCS80N-OTBINCS100G-OTBINCS80G). Each diameter has its own specific attachment (80/100 cm). Also compatible with U joint of SQUARE system. Osram LED. Non-dimmable.



sorgente luminosa
light source
LED

power: 9W
voltage: 48Vdc
light temperature: 3000K
lumens: 702LM



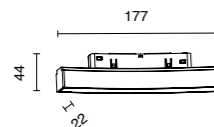
0,14 Kg 0,00016 m³

nero
black

OTLC80N

compatibile con Ø 800 mm
compatible with Ø 800 mm

power: 9W
voltage: 48Vdc
light temperature: 3000K
lumens: 702LM



0,14 Kg 0,00017 m³


nero
black

OTLC100N

compatibile con Ø 1000 mm
compatible with Ø 1000 mm

Elemento beta curvo Curved beta element

compatibile con i seguenti binari
compatible with the following tracks



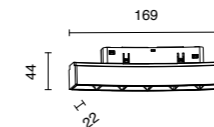
Elemento beta a 48 Vdc in alluminio. Diffusore in policarbonato. Attacco curvo ad incastro magnetico. Compatibile con binario circolare RING (OTBINCI100N-OTBINCI80N-OTBINCS100N-OTBINCS80N-OTBINCS100G-OTBINCS80G). Ciascun diametro ha il suo attacco dedicato (80/100 cm). Compatibile anche con connessione ad U, sistema SQUARE. LED Osram.

Non dimmerabile.
48Vdc curved beta element made of aluminium. Polycarbonate diffuser. Magnetic interlocking curved attachment. Compatible with RING circular track (OTBINCI100N-OTBINCI80N-OTBINCS100N-OTBINCS80N-OTBINCS100G-OTBINCS80G). Each diameter has its own specific attachment (80/100 cm). Also compatible with U joint of SQUARE system. Non-dimmable.



sorgente luminosa
light source
LED

power: 9W
voltage: 48Vdc
light temperature: 3000K
lumens: 720LM



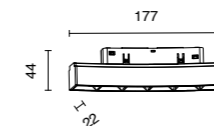
0,14 Kg 0,00016 m³

nero
black

OTFAC80N

compatibile con Ø 800 mm
compatible with Ø 800 mm

power: 9W
voltage: 48Vdc
light temperature: 3000K
lumens: 720LM



0,14 Kg 0,00017 m³


nero
black

OTFAC100N

compatibile con Ø 1000 mm
compatible with Ø 1000 mm

Accessori Accessories

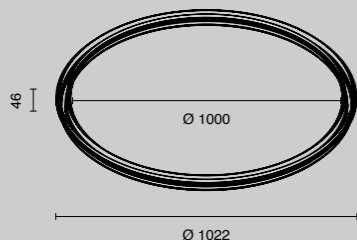
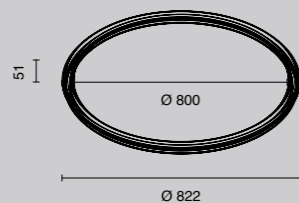
RING incasso e superficie RING recessed and surface



Binario da incasso Recessed track

Binario circolare in alluminio a sezione rettangolare, 48Vdc. Versione per installazione ad incasso. Accessori per l'alimentazione elettrica necessari e non inclusi. Compatibile con appositi corpi illuminanti con attacco curvo. Aggancio a incastro magnetico.

Aluminium circular track with rectangular section, 48Vdc. Recessed installation version. Accessories for power supply are required and not included. Compatible with specific luminaires with curved attachment. Magnetic interlocking attachment.



oro
gold

nero
black

Ø 800 mm
OTBINC180N



3,34 Kg 0,034 m³

Ø 1000 mm
OTBINC100N

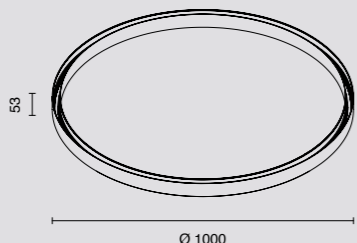
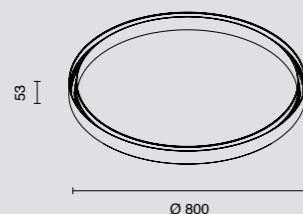


4,47 Kg 0,048 m³

Binario a superficie Surface track

Binario circolare in alluminio a sezione rettangolare, 48Vdc. Versione per installazione a superficie. Kit per sospensione disponibile e acquistabile separatamente. Accessori per l'alimentazione elettrica necessari e non inclusi. Compatibile con appositi corpi illuminanti con attacco curvo. Aggancio a incastro magnetico.

Aluminium circular track with rectangular section, 48Vdc. Surface installation version. Suspension kit available and purchased separately. Accessories for power supply are required and not included. Compatible with specific luminaires with curved attachment. Magnetic interlocking attachment.



Ø 800 mm
OTBINC80G



Ø 800 mm
OTBINC80N



2,95 Kg 0,033 m³

Ø 1000 mm
OTBINC100G



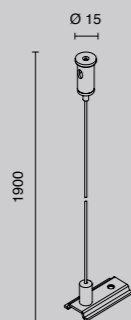
Ø 1000 mm
OTBINC100N



4,09 Kg 0,053 m³

Kit sospensione Suspension kit

kit sospensione con 3 cavetti in metallo. Compatibile con la serie RING a superficie. Suspension kit with 3 metal cables. Compatible with RING surface series.




OTKITC



RING INCASSO E SUPERFICIE RING RECESSED AND SURFACE

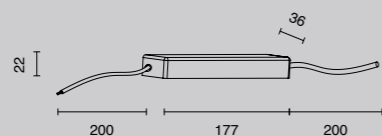
Driver e alimentazione Driver and power supply

RING incasso e superficie RING recessed and surface



Driver remoto Remote driver

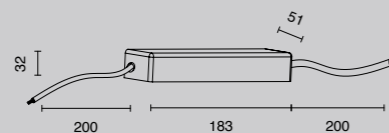
Compatibile con qualsiasi sistema a 48Vdc. Articolo necessario per l'opzione di alimentazione con driver remoto, indispensabile il collegamento al modulo di input elettrico (OTMICN).
Compatible with any 48Vdc system. Item required for power supply option with remote driver, indispensable connection to electrical input module (OTMICN).



nero
black


OTDS100

100W
Vin 220-240Vac
Vout 48 Vdc
Ampere 2.1 A
IP20



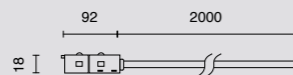
OTDS200

200W
Vin 220-240Vac
Vout 48 Vdc
Ampere 4.2 A
IP20



Modulo di input elettrico curvo Curved electrical input module

Articolo necessario per l'opzione di alimentazione con driver remoto. (OTDS100-OTDS200). Il modulo è adattabile a diverse curvature.
Item required for power supply option with remote driver (OTDS100-OTDS200). The module is adaptable to different curves.



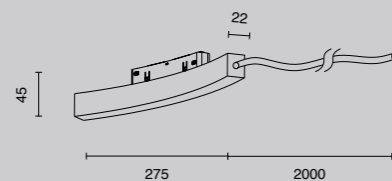
OTMICN



Driver magnetico per Ø 800 Magnetic driver for Ø 800


Driver magnetico da installare direttamente a binario. Compatibile con RING diametro 800 mm (OTBINCI80N-OTBINCS80G-OTBINCS80N).

Magnetic driver to be installed directly on track. Compatible with RING diameter 800 mm (OTBINCI80N-OTBINCS80G-OTBINCS80N).



OTDCR80

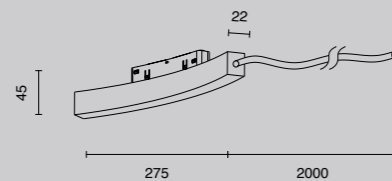
100W
Vin 220-240Vac
Vout 48 Vdc
Ampere 2.1 A
IP20



Driver magnetico per Ø 1000 Magnetic driver for Ø 1000


Driver magnetico da installare direttamente a binario. Compatibile con RING diametro 1000 mm (OTBINCI100N-OTBINCS100N-OTBINCS100G).

Magnetic driver to be installed directly on track. Compatible with RING diameter 1000 mm (OTBINCI100N-OTBINCS100N-OTBINCS100G).



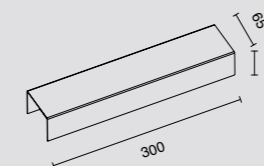
OTDCR100

100W
Vin 220-240Vac
Vout 48 Vdc
Ampere 2.1 A
IP20



Cover per driver remoto Cover for remote driver

Compatibile con driver OTDS100 e OTDS200.
Compatible with drivers OTDS100 and OTDS200.



oro
gold

OTCVG



nero
black

OTCVN



indoor

Faretti da incasso

Recessed spotlights



Rex

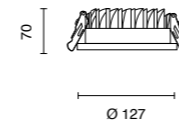
Faretto LED ad incasso. Struttura in alluminio. Diffusore in policarbonato. Finitura in bianco opaco. Ottica rientrante. Driver incluso. COB Bridgelux.
 Recessed LED spotlight. Aluminium structure. Polycarbonate diffuser. Matte white finish. Driver included. Bridgelux COB.



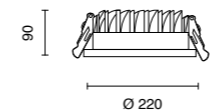
sorgente luminosa
light source

LED

power: **20W**
voltage: **220-240Vac**



power: **40W**
voltage: **220-240Vac**



faretto incasso
recessed spotlight



bianco
white

OTF0074BL
OTF0075BL

3000K 1600LM
4000K 1700LM



faretto incasso
Recessed spotlight



bianco
white

OTF0076BL
OTF0077BL

3000K 3100LM
4000K 3220LM





Lost

Faretto LED da incasso. Struttura in alluminio, diffusore in policarbonato. Driver incluso.
 Recessed LED spotlight. Aluminium structure. Polycarbonate diffuser. Driver included.



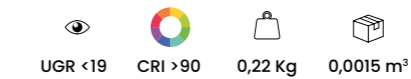
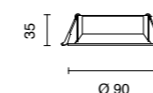
faretto incasso
recessed spotlight



bianco white		
OTF0068BL	3000K	585LM
OTF0069BL	4000K	630LM




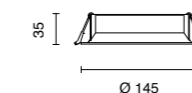
sorgente luminosa
light source
LED
power: 9W
voltage: 220-240Vac



bianco white		
OTF0070BL	3000K	1170LM
OTF0071BL	4000K	1260LM



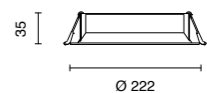
sorgente luminosa
light source
LED
power: 18W
voltage: 220-240Vac



bianco white		
OTF0072BL	3000K	2340LM
OTF0073BL	4000K	2520LM



sorgente luminosa
light source
LED
power: 36W
voltage: 220-240Vac



Womb square

Faretto LED ad incasso. Struttura in alluminio. Finitura in bianco opaco. Diffusore in policarbonato. Driver incluso.
 Recessed LED spotlight. Aluminium structure. Matte white finish. Polycarbonate diffuser. Driver included.



INTERNO INDOOR

faretto incasso
recessed spotlight

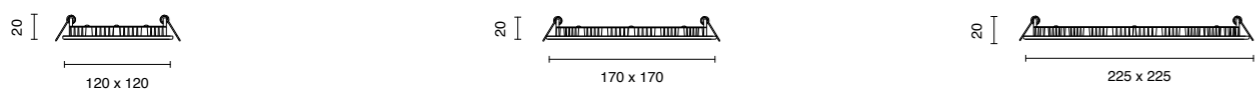


110°	30.000	IP20	105 x 105	110°	30.000	IP20	155 x 155	110°	30.000	IP20	205 x 205
UGR <19	CRI >90	0,17 Kg	0,00087 m³	UGR <19	CRI >90	0,31 Kg	0,0016 m³	UGR <19	CRI >90	0,4 Kg	0,0026 m³

bianco white				bianco white				bianco white			
OTF0086BL	3000K	390LM		OTF0088BL	3000K	880LM		OTF0090BL	3000K	1470LM	
OTF0087BL	4000K	420LM		OTF0089BL	4000K	970LM		OTF0091BL	4000K	1660LM	



sorgente luminosa light source	sorgente luminosa light source	sorgente luminosa light source
LED	LED	LED
power: 6W voltage: 220-240Vac	power: 12W voltage: 220-240Vac	power: 18W voltage: 220-240Vac



Womb circle

Faretto LED ad incasso. Struttura in alluminio. Finitura in bianco opaco. Diffusore in policarbonato. Driver incluso.
 Recessed LED spotlight. Aluminium structure. Matte white finish. Polycarbonate diffuser. Driver included.



FARETTI DA INCASSO RECESSED SPOTLIGHTS

faretto incasso
recessed spotlight

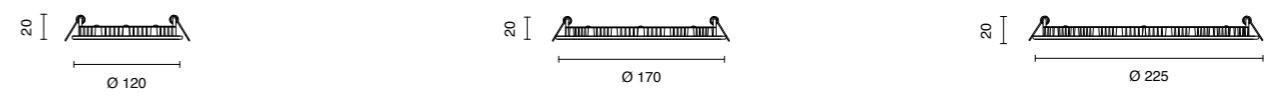



110°	30.000	IP20	Ø 105	110°	30.000	IP20	Ø 155	110°	30.000	IP20	Ø 205
UGR <19	CRI >90	0,15 Kg	0,00087 m³	UGR <19	CRI >90	0,26 Kg	0,0016 m³	UGR <19	CRI >90	0,43 Kg	0,0026 m³

bianco white			bianco white			bianco white		
OTF0080BL	3000K	390LM	OTF0082BL	3000K	880LM	OTF0084BL	3000K	1470LM
OTF0081BL	4000K	420LM	OTF0083BL	4000K	970LM	OTF0085BL	4000K	1660LM



sorgente luminosa light source	sorgente luminosa light source	sorgente luminosa light source
LED	LED	LED
power: 6W voltage: 220-240Vac	power: 12W voltage: 220-240Vac	power: 18W voltage: 220-240Vac







Duel

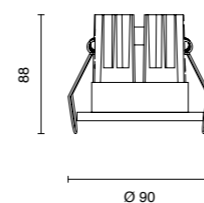
Faretto LED ad incasso. Struttura in alluminio. Diffusore rientrante in policarbonato. Finitura in bianco opaco e nero opaco. Driver incluso. COB Bridgelux.
 Recessed LED spotlight. Aluminium structure. Polycarbonate recessed diffuser. Matte white and matte black finish. Driver included. Bridgelux COB.



sorgente luminosa
light source

LED

power: 15W
voltage: 220-240Vac



faretto incasso
recessed spotlight



bianco
white

OTF0094BL

OTF0095BL

nero
black

OTF0092NL

OTF0093NL

3000K 1170LM

4000K 1275LM



Mad

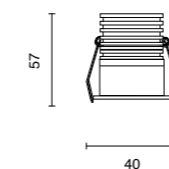
Faretto LED ad incasso. Struttura in alluminio. Diffusore rientrante in policarbonato. Finitura in bianco opaco e nero opaco. Driver incluso. COB Bridgelux.
 Recessed LED spotlight. Aluminium structure. Polycarbonate recessed diffuser. Matte white and matte black finish. Driver included. COB Bridgelux.



sorgente luminosa
light source

LED

power: 5W
voltage: 220-240Vac



faretto incasso
recessed spotlight



bianco
white

nero
black

OTF0048BL
OTF0049BL

OTF0046NL
OTF0047NL

3000K 350LM
4000K 377LM



Omnia

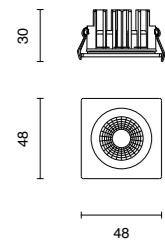
Faretto LED ad incasso. Struttura in alluminio. Diffusore in policarbonato. Finitura in bianco opaco e nero opaco. Driver incluso. COB Bridgelux.
 Recessed LED spotlight. Aluminium structure. Polycarbonate diffuser. Matte white and matte black finish. Driver included. Bridgelux COB.



sorgente luminosa
light source

LED

power: 3W
voltage: 220-240Vac



faretto incasso
recessed spotlight



bianco white		nero black	
OTF0038BL		OTF0039NL	3000K 195LM
OTF0040BL		OTF0041NL	4000K 210LM



Egg

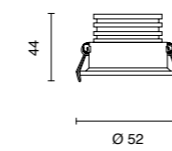
Faretto LED ad incasso, orientabile. Struttura in alluminio. Diffusore in policarbonato. Finitura in bianco opaco e nero opaco. Driver incluso. COB Bridgelux.
 Adjustable recessed LED spotlight. Aluminium structure. Polycarbonate diffuser. Matte white and matte black finish. Driver included. Bridgelux COB.



sorgente luminosa
light source

LED

power: 3W
voltage: 220-240Vac



faretto incasso orientabile
adjustable recessed spotlight



bianco white		nero black	
OTF0044BL		OTF0042NL	3000K 195LM
OTF0045BL		OTF0043NL	4000K 210LM



Output

Faretto LED ad incasso, orientabile.
Struttura in alluminio. Finitura in bianco opaco e nero opaco. Diffusore in acrilico. Driver incluso. COB Bridgelux.
Adjustable recessed LED spotlight.
Aluminium structure. Matte white and matte black finish. Acrylic diffuser.
Driver included. Bridgelux COB.



sorgente luminosa
light source

LED

power: 7W
voltage: 220-240Vac

faretto incasso orientabile
adjustable recessed spotlight



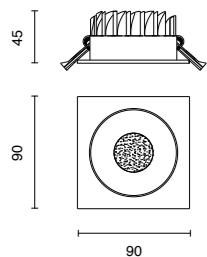
bianco
white

nero
black

OTF0059BL

OTF0058NL

3000K 465LM



Stage

Faretto LED ad incasso, orientabile.
Struttura in alluminio. Finitura in bianco opaco e nero opaco. Diffusore in acrilico. Driver incluso. COB Bridgelux.
Adjustable recessed LED spotlight.
Aluminium structure. Matte white and matte black finish. Acrylic diffuser.
Driver included. Bridgelux COB.



sorgente luminosa
light source

LED

power: 7W
voltage: 220-240Vac

faretto incasso orientabile
adjustable recessed spotlight



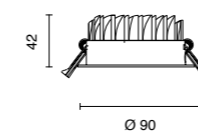
bianco
white

nero
black

OTF0061BL

OTF0060NL

3000K 465LM





INTERNO INDOOR



FARETTI DA INCASSO RECESSED SPOTLIGHTS



Tresor

Faretto LED ad incasso. Struttura in alluminio. Finitura in bianco opaco e nero opaco. Diffusore in policarbonato. Driver incluso. COB Bridgelux.

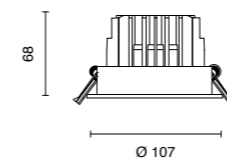
Recessed LED spotlight. Aluminium structure. Matte white and matte black finish. Polycarbonate diffuser. Driver included. Bridgelux COB.



sorgente luminosa
light source

LED

power: 12W
voltage: 220-240Vac



faretto incasso
recessed spotlight



bianco
white

OTF0052BL
OTF0053BL

nero
black

OTF0050NL
OTF0051NL

3000K 895LM
4000K 925LM





Guaba

Faretto LED ad incasso, orientabile.
 Struttura in alluminio. Finitura in bianco opaco e nero opaco. Diffusore rientrante in policarbonato. Driver incluso. COB Bridgelux.
 Adjustable recessed LED spotlight. Aluminium structure. Matte white and matte black finish. Polycarbonate recessed diffuser. Driver included. Bridgelux COB.



sorgente luminosa
 light source

LED

power: 15W
 voltage: 220-240Vac

faretto incasso orientabile
 adjustable recessed spotlight











24° 30.000 IP20 Ø 70 UGR <19 CRI >90 0,38 Kg 0,00093 m³

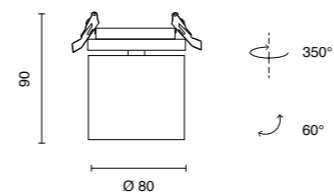
bianco
 white

nero
 black

OTF0078BL

OTF0079NL

3000K 1050LM





Sub

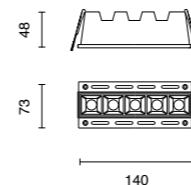
Faretto ad incasso, a filo. Versione a 5 o 10 COB. Struttura in alluminio. Diffusore in policarbonato con ottica antiabbaglio. Mascherina antiabbaglio nera. Driver incluso. LED Osram.
 Recessed spotlight. 5 or 10 COB version. Aluminium structure. Anti-glare polycarbonate diffuser. Black anti-glare cover. Driver included. Osram LED.



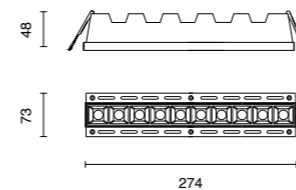
sorgente luminosa
light source

LED

power: **10W**
voltage: **220-240Vac**



power: **20W**
voltage: **220-240Vac**



faretto incasso
recessed spotlight



bianco
white

OTF0096BL

3000K 805LM

OTF0097BL

4000K 828LM



faretto incasso
Recessed spotlight



bianco
white

OTF0098BL

3000K 1607LM

OTF0099BL

4000K 1660LM





INTERNO INDOOR

Kitty

Faretto LED ad incasso, orientabile.
 Struttura in alluminio. Finitura in bianco
 opaco e nero opaco. Diffusore in
 policarbonato. Driver incluso.
 COB Bridgelux.
 Adjustable recessed LED spotlight.
 Aluminium structure. Matte white and
 matte black finish. Polycarbonate
 diffuser. Driver included. Bridgelux COB.



FARETTI DA INCASSO RECESSED SPOTLIGHTS

sorgente luminosa
 light source

LED

power: 30W
 voltage: 220-240Vac

faretto incasso orientabile
 adjustable recessed spotlight



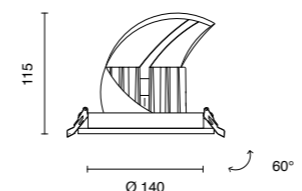









bianco white		nero black	
OTF0056BL		OTF0054NL	3000K 2350LM
OTF0057BL		OTF0055NL	4000K 2440LM





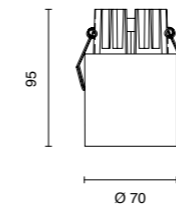
Beach

Faretto LED ad incasso. Struttura in alluminio. Finitura in bianco opaco e nero opaco. Diffusore in policarbonato. Driver incluso. COB Bridgelux. IP54. Recessed LED spotlight. Aluminium structure. Matte white and matte black finish. Polycarbonate diffuser. Driver included. Bridgelux COB. IP54.

sorgente luminosa
light source

LED

power: 9W
voltage: 220-240Vac



faretto incasso
recessed spotlight

24° 30.000 IP54 Ø 65 UGR <19 CRI >90 0,4 Kg 0,001 m³

bianco
white

nero
black

OTF0101BL

OTF0100NL

3000K 585LM



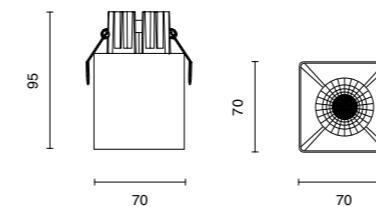
Bath

Faretto LED ad incasso. Struttura in alluminio. Finitura in bianco opaco e nero opaco. Diffusore in policarbonato. Driver incluso. COB Bridgelux. IP54. Recessed LED spotlight. Aluminium structure. Matte white and matte black finish. Polycarbonate diffuser. Driver included. Bridgelux COB. IP54.

sorgente luminosa
light source

LED

power: 9W
voltage: 220-240Vac



faretto incasso
recessed spotlight

24° 30.000 IP54 Ø 65 UGR <19 CRI >90 0,5 Kg 0,001 m³

bianco
white

nero
black

OTF0103BL

OTF0102NL

3000K 585LM





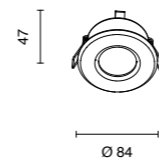
Daft

Faretto GU10 ad incasso. Struttura in lega di zinco. Finitura in bianco opaco e nero opaco. IP44.
 Recessed GU10 spotlight. Zinc alloy structure. Matte white and matte black finish. IP44.

sorgente luminosa
 light source

GU10
 lampadine non incluse
 light bulbs not included

max power: 1 x 20W
 voltage: 220-240Vac



faretto incasso
 recessed spotlight



IP44 Ø 75 0,14 Kg 0,00052 m³

bianco
 white

nero
 black

OTF104B

OTF105N





Fabric

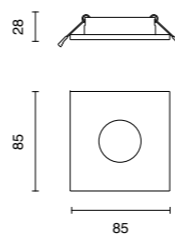
Faretto GU10 ad incasso. Struttura in alluminio. Finitura in bianco opaco e nero opaco. IP44.
 Recessed GU10 spotlight. Aluminium structure. Matte white and matte black finish. IP44.



sorgente luminosa
light source

GU10
lampadine non incluse
light bulbs not included

max power: 1 x 20W
voltage: 220-240Vac



faretto incasso
recessed spotlight



IP44 Ø 75 0,14 Kg 0,00069 m³

bianco
white

nero
black

OTF0011B

OTF0012N





Lampo

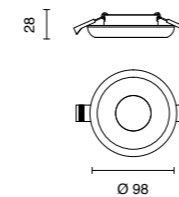
Faretto GU10 ad incasso. Struttura in alluminio. Finitura in bianco opaco, nero opaco, oro e cromo.
 Recessed GU10 spotlight. Aluminium structure. Finish in matte white, matte black, gold and chrome.



sorgente luminosa
light source

GU10
lampadine non incluse
light bulbs not included

max power: 1 x 20W
voltage: 220-240Vac



faretto incasso
recessed spotlight



IP20 Ø 75 0,15 Kg 0,0006 m³

bianco white	cromo chrome	oro gold	nero black
OTF0001B	OTF0003C	OTF0004G	OTF0002N





Cromie

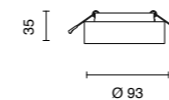
Faretto GU10 ad incasso, lampada rientrante. Struttura in alluminio. Finitura in bianco opaco e nero opaco.
 Recessed GU10 spotlight, recessed lamp. Aluminium structure. Matte white and matte black finish.



sorgente luminosa
light source

GU10
lampadine non incluse
light bulbs not included

max power: 1 x 20W
voltage: 220-240Vac



faretto incasso
recessed spotlight



IP20 Ø 75 0,17 Kg 0,00069 m³

bianco
white

nero
black

OTF0015B

OTF0016N



Valley

Faretto GU10 ad incasso. Struttura in alluminio. Finitura in bianco opaco e nero opaco.
 Recessed GU10 spotlight. Aluminium structure. Matte white and matte black finish.



faretto incasso
 recessed spotlight




IP20 Ø 75 0,22 Kg 0,00075 m³

bianco
 white

nero
 black

OTF0013B

OTF0014N

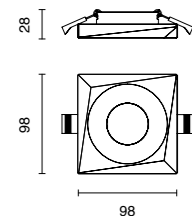


INTERNO INDOOR

sorgente luminosa
 light source

GU10
 lampadine non incluse
 light bulbs not included

max power: 1 x 20W
 voltage: 220-240Vac



Tuono

Faretto GU10 ad incasso. Struttura in alluminio. Finitura in bianco opaco e nero opaco.
 Recessed GU10 spotlight. Aluminium structure. Matte white and matte black finish.



faretto incasso
 Recessed spotlight



IP20 Ø 75 0,13 Kg 0,0006 m³

bianco
 white

nero
 black

OTF0005B

OTF0006N



sorgente luminosa
 light source

GU10
 lampadine non incluse
 light bulbs not included

max power: 1 x 20W
 voltage: 220-240Vac



FARETTI DA INCASSO RECESSED SPOTLIGHTS



INTERNO INDOOR

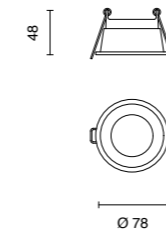
Tenax

Faretto GU10 ad incasso, lampada rientrante. Struttura in alluminio. Finitura in bianco opaco e nero opaco.
Recessed GU10 spotlight, recessed lamp. Aluminium structure. Matte white and matte black finish.

sorgente luminosa
light source

GU10
lampadine non incluse
light bulbs not included

max power: 1 x 20W
voltage: 220-240Vac



faretto incasso
recessed spotlight



IP20 Ø 70 0,11 Kg 0,0006 m³

bianco
white

nero
black

OTF0025B

OTF0026N



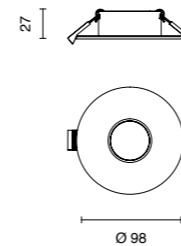
Migo

Faretto GU10 ad incasso. Struttura in alluminio. Disponibile in diverse finiture.
Recessed GU10 spotlight. Aluminium structure. Available in different finishes.

sorgente luminosa
light source

GU10
lampadine non incluse
light bulbs not included

max power: 1 x 20W
voltage: 220-240Vac



faretto incasso
recessed spotlight



IP20 Ø 75 0,11 Kg 0,0006 m³

bianco
white

nero
black

OTF0009B

OTF0010N



Gibò

Faretto GU10 ad incasso. Struttura in alluminio. Finitura in bianco opaco, nero opaco e oro.
 Recessed GU10 spotlight. Aluminium structure. Finish in matte white, matte black and gold.



INTERNO INDOOR

sorgente luminosa
light source
GU10
 lampadine non incluse
 light bulbs not included

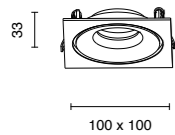
max power: 1 x 20W
 voltage: 220-240Vac

faretto incasso
recessed spotlight



IP20 Ø 90 0,099 Kg 0,00067 m³

bianco white	oro gold	nero black
OTF0022B	OTF0024G	OTF0023N



Baya

Faretto GU10 ad incasso. Struttura in alluminio. Finitura in bianco opaco, nero opaco e oro.
 Recessed GU10 spotlight. Aluminium structure. Finish in matte white, matte black and gold.



FARETTI DA INCASSO RECESSED SPOTLIGHTS

sorgente luminosa
light source
GU10
 lampadine non incluse
 light bulbs not included

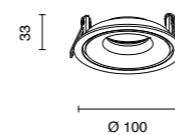
max power: 1 x 20W
 voltage: 220-240Vac

faretto incasso
recessed spotlight



IP20 Ø 90 0,082 Kg 0,0005 m³

bianco white	oro gold	nero black
OTF0019B	OTF0021G	OTF0020N





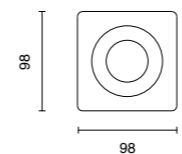
Pacha

Faretto GU10 ad incasso. Struttura in alluminio. Finitura in bianco opaco e nero opaco.
 Recessed GU10 spotlight. Aluminium structure. Matte white and matte black finish.

sorgente luminosa
 light source

GU10
 lampadine non incluse
 light bulbs not included

max power: 1 x 20W
 voltage: 220-240Vac



faretto incasso
 recessed spotlight




IP20 Ø 75 0,17 Kg 0,00077 m³

bianco
 white

nero
 black

OTF0007B

OTF0008N





Digital

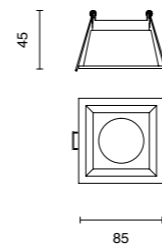
Faretto GU10 ad incasso, lampada rientrante. Struttura in alluminio. Finitura in bianco opaco e nero opaco.
 Recessed GU10 spotlight, recessed lamp. Aluminium structure. Matte white and matte black finish.



sorgente luminosa
light source

GU10
lampadine non incluse
light bulbs not included

max power: 1 x 20W
voltage: 220-240Vac



faretto incasso
recessed spotlight



IP20 75x75 0,12 Kg 0,00059 m³

bianco
white

OTF0027B



nero
black

OTF0028N





Planet

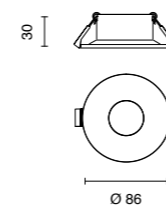
Faretto GU10 ad incasso, lampada rientrante. Struttura in alluminio. Finitura in bianco opaco e nero opaco.
 Recessed GU10 spotlight, recessed lamp. Aluminium structure. Matte white and matte black finish.



sorgente luminosa
light source

GU10
lampadine non incluse
light bulbs not included

max power: 1 x 20W
voltage: 220-240Vac



faretto incasso
recessed spotlight



IP20 Ø 75 0,12 Kg 0,0006 m³

bianco
white

nero
black

OTF0017B

OTF0018N



Ministry

Faretto GU10 ad incasso. Struttura in alluminio. Finitura in bianco opaco.
Recessed GU10 spotlight. Aluminium structure. Matte white finish.



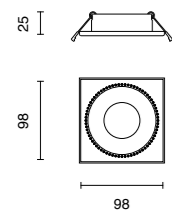
faretto incasso
recessed spotlight



IP20 Ø 75 0,17 Kg 0,00077 m³

bianco
white

OTF0036B



Ageha

Faretto GU10 ad incasso. Struttura in alluminio. Finitura in bianco opaco.
Recessed GU10 spotlight. Aluminium structure. Matte white finish.



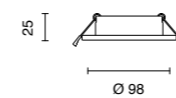
faretto incasso
recessed spotlight



IP20 Ø 75 0,13 Kg 0,0006 m³


bianco
white

OTF0035B



FARETTI DA INCASSO RECESSED SPOTLIGHTS

INTERNO INDOOR



DC10

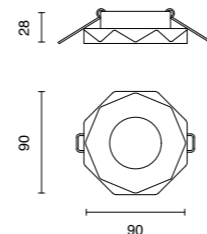
Faretto GU10 ad incasso.
Struttura in vetro e alluminio.
Recessed GU10 spotlight. Glass and
aluminium structure.



sorgente luminosa
light source

GU10
lampadine non incluse
light bulbs not included

max power: 1 x 20W
voltage: 220-240Vac



faretto incasso
recessed spotlight



IP20 Ø 75 0,15 Kg 0,0006 m³

trasparente
transparent

OTF0037





INTERNO INDOOR

Levels

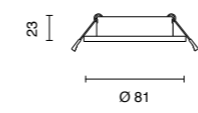
Faretto tondo GU10 ad incasso, orientabile. Struttura in alluminio. Finitura in bianco opaco e nero opaco. Accessorio mascherina quadrata in metallo acquistabile separatamente. Adjustable recessed GU10 round spotlight. Aluminium structure. Matte white and matte black finish. Square metal cover accessory purchased separately.








sorgente luminosa
light source

GU10
lampadine non incluse
light bulbs not included

max power: 1 x 20W
voltage: 220-240Vac




faretto incasso orientabile
adjustable recessed spotlight








MD

bianco white	nero black	bianco white	nero black
OTF0031B	OTF0032N	OTF0033B	OTF0034N




FARETTI DA INCASSO RECESSED SPOTLIGHTS



Comb

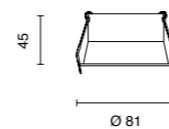
Faretto tondo GUI10 ad incasso, orientabile. Lampada rientrante. Struttura in alluminio. Finitura in bianco opaco e nero opaco. Accessorio mascherina quadrata in metallo acquistabile separatamente.
Adjustable recessed GUI10 round spotlight. Recessed lamp. Aluminium structure. Matte white and matte black finish. Square metal cover accessory purchased separately.



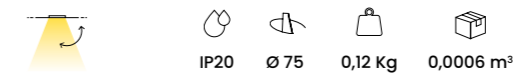
sorgente luminosa
light source

GUI10
lampadine non incluse
light bulbs not included

max power: 1 x 20W
voltage: 220-240Vac



faretto incasso orientabile
adjustable recessed spotlight



MD

bianco white	nero black	bianco white	nero black
OTF0029B	OTF0030N	OTF0033B	OTF0034N



Punk

Faretto GU10 ad incasso, orientabile.
Struttura in zinco. Finitura in bianco opaco
e nero opaco. Lampada rientrante.
Adjustable recessed GU10 spotlight. Zinc
structure. Matte white and matte black
finish. Recessed lamp.



sorgente luminosa
light source

GU10
lampadine non incluse
light bulbs not included

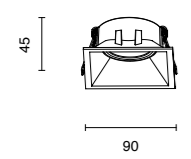
max power: 1 x 20W
voltage: 220-240Vac

faretto incasso orientabile
adjustable recessed spotlight



IP20 80x80 0,16 Kg 0,00071 m³

bianco white	nero black
OTF108B	OTF109N



Fat

Faretto GU10 ad incasso, orientabile.
Struttura in zinco. Finitura in bianco opaco
e nero opaco. Lampada rientrante.
Adjustable recessed GU10 spotlight. Zinc
structure. Matte white and matte black
finish. Recessed lamp.



sorgente luminosa
light source

GU10
lampadine non incluse
light bulbs not included

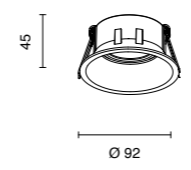
max power: 1 x 20W
voltage: 220-240Vac

faretto incasso orientabile
adjustable recessed spotlight



IP20 Ø 85 0,14 Kg 0,00071 m³

bianco white	nero black
OTF106B	OTF107N



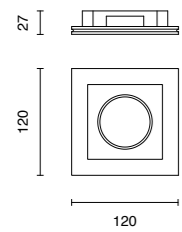
FARETTI DA INCASSO RECESSED SPOTLIGHTS

Rumba

Faretto da incasso GU10. Struttura in gesso. Verniciabile. Lampada rientrante. GU10 recessed spotlight. Gypsum structure. Paintable. Recessed lamp.



sorgente luminosa
light source
GU10
lampadine non incluse
light bulbs not included
max power: 1 x 20W
voltage: 220-240Vac



faretto da incasso
recessed spotlight



IP20 123x123 0,56 Kg 0,0037 m³

bianco
white

RUMBA/120



faretto da incasso
recessed spotlight



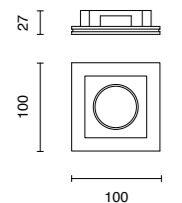
IP20 103x103 0,44 Kg 0,0014 m³

bianco
white

RUMBA/100



max power: 1 x 20W
voltage: 220-240Vac

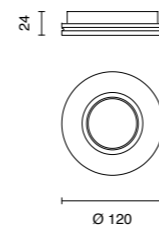


Jazz

Faretto da incasso GU10. Struttura in gesso. Verniciabile. Lampada rientrante. GU10 recessed spotlight. Gypsum structure. Paintable. Recessed lamp.



sorgente luminosa
light source
GU10
lampadine non incluse
light bulbs not included
max power: 1 x 20W
voltage: 220-240Vac



faretto da incasso
recessed spotlight



IP20 Ø 123 0,54 Kg 0,0037 m³

bianco
white

JAZZ/120



faretto da incasso
recessed spotlight



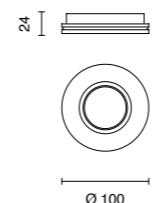
IP20 Ø 103 0,3 Kg 0,0014 m³

bianco
white

JAZZ/100



max power: 1 x 20W
voltage: 220-240Vac





indoor

Segnapassi
Steplights

Funky

Segnapasso LED da incasso a luce indiretta, in gesso verniciabile.
Indirect light recessed LED steplight, made of paintable gypsum.



sorgente luminosa
light source

LED

power: 1W
voltage: 220-240Vac

segnapassi
steplight



100°



30.000



IP20



CRI > 80



145x173



1,2 Kg

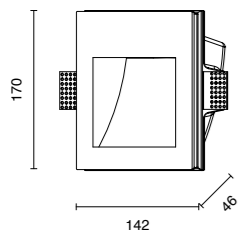


0,005 m³

bianco
white



FUNKY/170

3000K 90LM



Valzer

Segnapasso LED da incasso a luce indiretta, in gesso verniciabile.
Indirect light recessed LED steplight, made of paintable gypsum.



sorgente luminosa
light source

LED

power: 1W
voltage: 220-240Vac

segnapassi
steplight



100°



30.000



IP20



CRI > 80



103x103



0,66 Kg

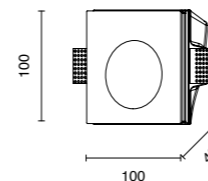


0,0031 m³

bianco
white

VALZER/100

3000K 90LM



Limbo

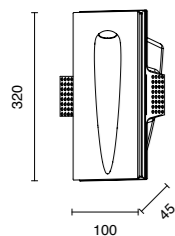
Segnapasso LED da incasso a luce indiretta, in gesso verniciabile.
Indirect light recessed LED steplight, made of paintable gypsum.



sorgente luminosa
light source

LED

power: **1W**
voltage: **220-240Vac**



segnapassi
steplight



bianco
white

LIMBO/320

3000K 90LM



Liscio

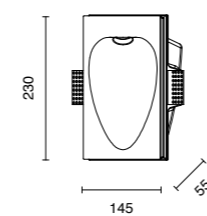
Segnapasso LED da incasso a luce indiretta, in gesso verniciabile.
Indirect light recessed LED steplight, made of paintable gypsum.



sorgente luminosa
light source

LED

power: **1W**
voltage: **220-240Vac**



segnapassi
steplight



bianco
white

LISCIO/230


3000K 90LM



indoor

Plafoniere e applique

Ceiling and wall lamps

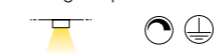


Half

Plafoniera LED in alluminio con diffusore in policarbonato. Possibilità di selezionare la temperatura colore (CCT) prima di installare il prodotto. Dimmerabile. Driver incluso.
 Aluminium LED ceiling lamp with polycarbonate diffuser. Possible to select the colour temperature (CCT) before installing the product. Dimmable. Driver included.



plafoniera ceiling lamp



120°



30.000



IP20



UGR <19



CRI >80



2,33 Kg



0,023 m³

bianco white

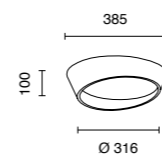
OTPL0010B CCT 3000K+4000K 2050LM



sorgente luminosa light source

LED

power: 25W
voltage: 220-240Vac



120°



30.000



IP20



UGR <19



CRI >80



5,74 Kg



0,083 m³

bianco white

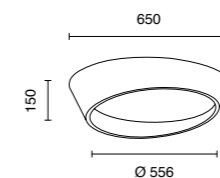
OTPL0011B CCT 3000K+4000K 4229LM



sorgente luminosa light source

LED

power: 48W
voltage: 220-240Vac



120°



30.000



IP20



UGR <19



CRI >80



8,48 Kg



0,162 m³

bianco white

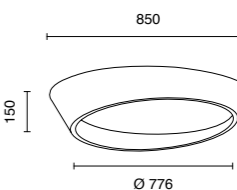
OTPL0012B CCT 3000K+4000K 5010LM



sorgente luminosa light source

LED

power: 60W
voltage: 220-240Vac





Globus

Plafoniera LED in alluminio con diffusore in policarbonato. Possibilità di selezionare la temperatura colore (CCT) prima di installare il prodotto. Dimmerabile. Driver incluso. Kit sospensione disponibile (OTPLKITB-OTPLKITBG-OTPLKITN) acquistabile separatamente.

Aluminium LED ceiling lamp with polycarbonate diffuser. Possible to select the colour temperature (CCT) before installing the product. Dimmable. Driver included. Suspension kit available (OTPLKITB-OTPLKITBG-OTPLKITN) purchased separately.

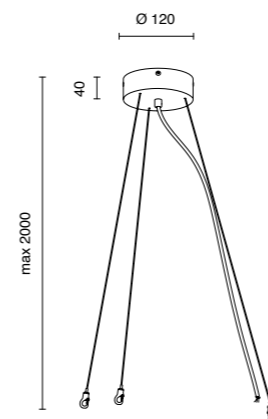


kit sospensione
suspension kit

Il kit di sospensione include: rosone, cavetti regolabili in acciaio e cavo elettrico.
Suspension kit includes: canopy, adjustable steel wires and electric cable.

0,75 Kg 0,0025 m³

bianco white	oro gold	nero black
OTPLKITB	OTPLKITBG	OTPLKITN

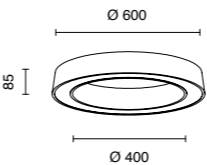


Globus

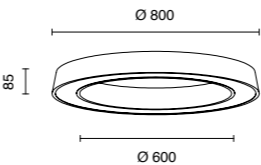
sorgente luminosa
light source

LED

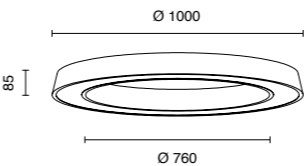
power: **40W**
voltage: **220-240Vac**



power: **60W**
voltage: **220-240Vac**



power: **80W**
voltage: **220-240Vac**



plafoniera
ceiling lamp

110° 30.000 IP20 UGR <19 CRI >80 3,49 Kg 0,054 m³

bianco white	oro gold	nero black	CCT 3000K+4000K	3410LM
OTPL0001B	OTPL0009BG	OTPL0002N		



plafoniera
ceiling lamp

110° 30.000 IP20 UGR <19 CRI >80 5,44 Kg 0,092 m³

bianco white	oro gold	nero black	CCT 3000K+4000K	4920LM
OTPL0003B	OTPL0005BG	OTPL0004N		



plafoniera
ceiling lamp

110° 30.000 IP20 UGR <19 CRI >80 7,2 Kg 0,14 m³

bianco white	oro gold	nero black	CCT 3000K+4000K	6420LM
OTPL0006B	OTPL0008BG	OTPL0007N		



PLAFONIERE APPLIQUE CEILING AND WALL LAMPS

INTERNO INDOOR



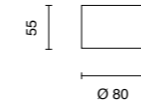
Boiler

Plafoniera LED in alluminio con diffusore in policarbonato. Possibilità di selezionare la temperatura colore (CCT) prima di installare il prodotto. Dimmerabile. Driver incluso. Kit sospensione (OTKIT01B-OTKIT02N) acquistabile separatamente, disponibile per le misure da 40, 60, 80 cm. Aluminium LED ceiling lamp with polycarbonate diffuser. Possible to select the colour temperature (CCT) before installing the product. Dimmable. Driver included. Suspension kit (OTKIT01B-OTKIT02N) purchased separately, available for sizes 40, 60, 80 cm.

sorgente luminosa
light source

LED

power: 5W
voltage: 220-240Vac



power: 10W
voltage: 220-240Vac



plafoniera
ceiling lamp

110° 30.000 IP20 UGR <19 CRI >90 0,16 Kg 0,0005 m³

bianco
white

OTPL0013B



nero
black

OTPL0014N



CCT 3000K+4000K 409LM

plafoniera
ceiling lamp

110° 30.000 IP20 UGR <19 CRI >90 0,25 Kg 0,001 m³

bianco
white

OTPL0015B



nero
black

OTPL0016N



CCT 3000K+4000K 820LM



INTERNO INDOOR

PLAFONIERE E APPLIQUE CEILING AND WALL LAMPS



Boiler

Plafoniera LED in alluminio con diffusore in policarbonato. Possibilità di selezionare la temperatura colore (CCT) prima di installare il prodotto. Dimmerabile. Driver incluso. Kit sospensione (OTKIT01B-OTKIT02N) acquistabile separatamente, disponibile per le misure da 40, 60, 80 cm. Aluminium LED ceiling lamp with polycarbonate diffuser. Possible to select the colour temperature (CCT) before installing the product. Dimmable. Driver included. Suspension kit (OTKIT01B-OTKIT02N) purchased separately, available for sizes 40, 60, 80 cm.



kit sospensione
suspension kit

Il kit di sospensione include: rosone, cavetti regolabili in acciaio e cavo elettrico.
Suspension kit includes: canopy, adjustable steel wires and electric cable.

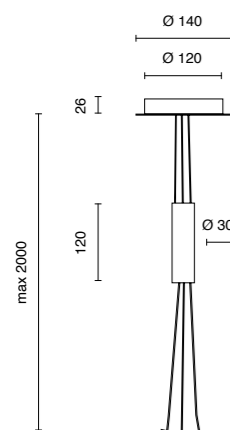
 
0,045 Kg 0,0020 m³

bianco
white

nero
black

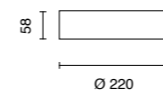
OTKIT01B

OTKIT02N

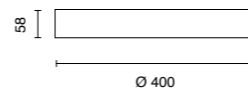


sorgente luminosa
light source
LED

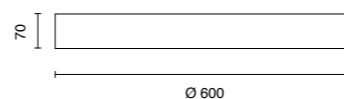
power: 20W
voltage: 220-240Vac




power: 50W
voltage: 220-240Vac



power: 100W
voltage: 220-240Vac



power: 120W
voltage: 220-240Vac



plafoniera
ceiling lamp



bianco
white

nero
black

OTPL0017B

OTPL0018N

CCT 3000K+4000K 1609LM



plafoniera
ceiling lamp



bianco
white

nero
black

OTPL0019B

OTPL0020N

CCT 3000K+4000K 3996LM



disponibile kit sospensione
suspension kit available

plafoniera
ceiling lamp



bianco
white

nero
black

OTPL0023B

OTPL0024N

CCT 3000K+4000K 7980LM



disponibile kit sospensione
suspension kit available

plafoniera
ceiling lamp



bianco
white

nero
black

OTPL0026B

OTPL0025N

CCT 3000K+4000K 9580LM



disponibile kit sospensione
suspension kit available



Baum

Plafoniera LED in alluminio con diffusore in policarbonato. Doppia emissione luminosa. Driver incluso.
 Aluminium LED ceiling lamp with polycarbonate diffuser. Double light emission. Driver included.



plafoniera biemissione
 double emission ceiling lamp



110°



30.000



IP20



UGR <19



CRI >90



0,16 Kg



0,0007 m³

bianco

white

nero

black

OTPL0027BL

OTPL0027NL

3000K 720LM



110°



30.000



IP20



UGR <19



CRI >90



0,3 Kg



0,001 m³

bianco

white

nero

black

OTPL0028BL

OTPL0028NL

3000K 1360LM



110°



30.000



IP20



UGR <19



CRI >90



0,43 Kg



0,0018 m³

bianco

white

nero

black

OTPL0029BL

OTPL0029NL

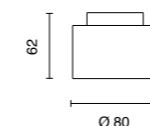
3000K 1970LM



sorgente luminosa
 light source

LED

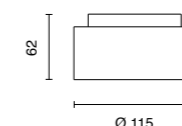
power: 6+3W
 voltage: 220-240Vac



sorgente luminosa
 light source

LED

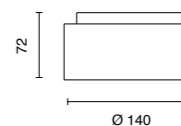
power: 12+3W
 voltage: 220-240Vac



sorgente luminosa
 light source

LED

power: 18+6W
 voltage: 220-240Vac



Aloa ceiling

Struttura in alluminio verniciato a polvere disponibile in diversi colori.
Aluminium structure, powder coated, available in different colours.

Sospensione disponibile a p. 263
Suspension available p. 263



sorgente luminosa
light source

GU10
lampadine non incluse
light bulbs not included

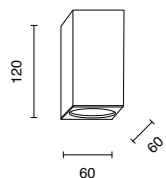
max power: 1 x 20W
voltage: 220-240Vac

faretto
spotlight



IP20 0,43 Kg 0,0026 m³

bianco white	oro gold	nero black
PL.ALOA/B.CO	PL.ALOA/ORO	PL.ALOA/NERO




Per codici METEL vedere listino See the price list for METEL codes

Filo ceiling

Struttura in alluminio verniciato a polvere disponibile in diversi colori.
Aluminium structure, powder coated, available in different colours.

Sospensione disponibile a p. 262
Suspension available p. 262



sorgente luminosa
light source

GU10
lampadine non incluse
light bulbs not included

max power: 1 x 20W
voltage: 220-240Vac

faretto
spotlight



IP20 0,38 Kg 0,0026 m³

bianco white	oro gold	nero black
PL.FILO/B.CO	PL.FILO/ORO	PL.FILO/NERO



Per codici METEL vedere listino See the price list for METEL codes




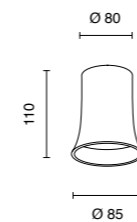
Rock ceiling

Faretto da soffitto in cemento.
Disponibile in diversi colori.
Concrete ceiling spotlight.
Available in different colours.

sorgente luminosa
light source

GU10
lampadine non incluse
light bulbs not included

max power: 1 x 20W
voltage: 220-240Vac



faretto
spotlight



IP20 0,02 Kg 0,0016 m³

bianco white	rosso red	cemento concrete
PL.ROCK/BIANCO	PL.ROCK/ROSSO	PL.ROCK/CEMENTO



Per codici METEL vedere listino See the price list for METEL codes

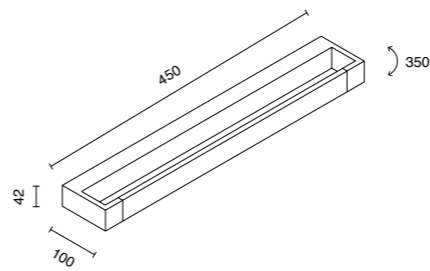


Milo

Appliche a LED orientabile in alluminio.
 Diffusore in policarbonato.
 Driver incluso.
 Aluminium adjustable LED wall lamp.
 Polycarbonate diffuser.
 Driver included.

sorgente luminosa
 light source
LED

max power: 12W
 voltage: 220-240Vac



applique orientabile
 adjustable wall lamp

120° / 350° 30.000 IP20 UGR <19 CRI >90 1 Kg 0,002 m³

bianco white	nero black		
AP.MILO/BIANCO	AP.MILO/NERO	3000K	1104LM



Per codici METEL vedere listino See the price list for METEL codes



Sasha

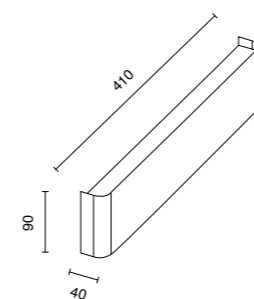
Applique a LED in alluminio a doppia emissione. Diffusore in policarbonato. Driver incluso.
 Aluminium LED double emission wall lamp. Polycarbonate diffuser. Driver included.



sorgente luminosa
light source

LED

max power: 14W
voltage: 220-240Vac



applique biemissione
double emission wall lamp

	120°	30.000	IP20	UGR <19	CRI >90	1,55 Kg	0,001 m³

bianco
white

nero
black

AP.SASHA/BIANCO

AP.SASHA/NERO

3000K 1320LM



Per codici METEL vedere listino See the price list for METEL codes

Agos

Applique a LED orientabile in alluminio.
Diffusore in policarbonato. Driver incluso.
Dimmerabile.
Aluminium adjustable LED wall lamp.
Polycarbonate diffuser. Driver included.
Dimmable.



PLAFONIERE APPLIQUE CEILING AND WALL LAMPS

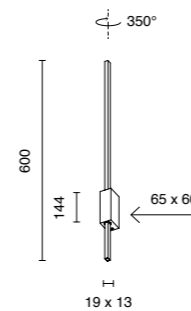


INTERNO INDOOR

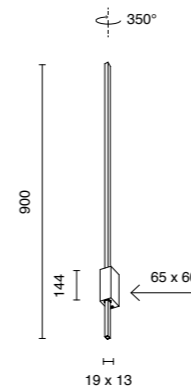
sorgente luminosa
light source

LED

power: 12W
voltage: 220-240Vac



power: 20W
voltage: 220-240Vac



applique orientabile
adjustable wall lamp

110° 30.000 IP20 UGR <19 CRI >80 0,86 Kg 0,009 m³

bianco
white

OTAP0001B

nero
black

OTAP0002N

3000K 860LM

applique orientabile
adjustable wall lamp

110° 30.000 IP20 UGR <19 CRI >80 1,05 Kg 0,014 m³

bianco
white

OTAP0003B

nero
black

OTAP0004N

3000K 1496LM

Fog

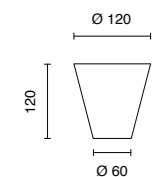
Struttura in alluminio verniciato a polvere disponibile in diversi colori.
Aluminium structure, powder coated, available in different colours.

Le lampadine presenti nell'immagine non sono incluse.
The light bulbs in the image are not included.



sorgente luminosa
light source
E27
lampadine non incluse
light bulbs not included

max power: 1 x 50W
voltage: 220-240Vac



faretto
spotlight



IP20 0,35 Kg 0,002 m³

bianco white	corten corten	oro gold	nero black
PL.FOG/BIANCO	PL.FOG/CORTEN	PL.FOG/ORO	PL.FOG/NERO




Per codici METEL vedere listino See the price list for METEL codes

Bow

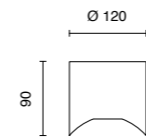
Struttura in alluminio verniciato a polvere disponibile in diversi colori.
Aluminium structure, powder coated, available in different colours.

Le lampadine presenti nell'immagine non sono incluse.
The light bulbs in the image are not included.



sorgente luminosa
light source
E27
lampadine non incluse
light bulbs not included

max power: 1 x 50W
voltage: 220-240Vac



faretto
spotlight



IP20 0,4 Kg 0,002 m³

bianco white	corten corten	oro gold	nero black
PL.BOW/BIANCO	PL.BOW/CORTEN	PL.BOW/ORO	PL.BOW/NERO



Per codici METEL vedere listino See the price list for METEL codes

PLAFONIERE APPLIQUE CEILING AND WALL LAMPS

INTERNO INDOOR



Stan

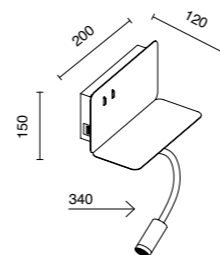
Appliche a LED in metallo verniciato.
Disponibile in diversi colori. Presa USB.
Tasti per doppia accensione integrati.
LED wall lamp in painted metal.
Available in different colours. Integrated
dual power buttons. USB socket.



sorgente luminosa
light source

LED

power: 4,5W + 3W
voltage: 220-240Vac



applique
wall lamp



180° + 60° 20.000 IP20 CRI >80 1 Kg 0,0063 m³

bianco
white

nero
black

AP.STAN/BIANCO

AP.STAN/NERO

3000K 560LM



Per codici METEL vedere listino See the price list for METEL codes



Shadow

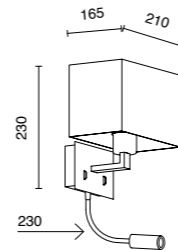
Appliche in metallo con paralume più spot a LED orientabile. Tasti per doppia accensione integrati.
 Metal wall lamp with lampshade plus adjustable LED spotlight. Integrated dual power buttons.



sorgente luminosa
 light source

LED + E27
 lampadine non incluse
 light bulbs not included

power: 1 x E27 (max 20W) + 3W LED
 voltage: 220-240Vac



applique
 wall lamp



20.000



IP20



CRI >80



1 Kg



0,01 m³

bianco
 white

nero
 black

AP.SHADOW/BIANCO

AP.SHADOW/NERO





Flat

Appliche in metallo con retroilluminazione LED e spot LED orientabile. Caricatore wireless (compatibile solo con sistema operativo IOS), ricarica USB per cellulare. Tasti per doppia accensione integrati.


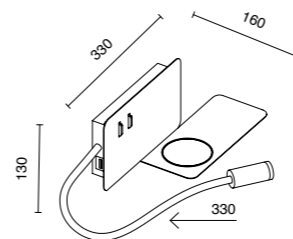
Metal wall lamp with LED backlight and adjustable LED spotlight. Wireless charger (only compatible with IOS operating system), USB charging for mobile phone. Integrated dual power buttons.



sorgente luminosa
light source

LED

power: 6W + 3W
voltage: 220-240Vac



applique
wall lamp



bianco
white

DX
AP.FLAT/D-BIANCO

SX
AP.FLAT/S-BIANCO



nero
black

DX
AP.FLAT/D-NERO

SX
AP.FLAT/S-NERO



3000K 790LM

3000K 790LM



Sella

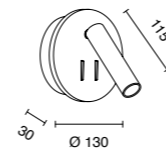
Appliche LED in metallo con retroilluminazione e spot orientabile. Tasti per doppia accensione integrati.
Metal LED wall lamp with backlight and adjustable spotlight. Integrated dual power buttons.



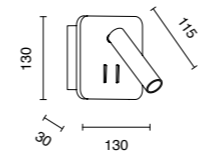
sorgente luminosa
light source

LED

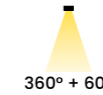
power: 6W + 3W
voltage: 220-240Vac



power: 6W + 3W
voltage: 220-240Vac



applique
wall lamp



bianco
white

AP.SELLA/CR-BIANCO



nero
black

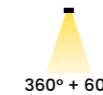
AP.SELLA/CR-NERO



3000K

730LM

applique
wall lamp



bianco
white

AP.SELLA/SQ-BIANCO



nero
black

AP.SELLA/SQ-NERO



3000K

730LM

Per codici METEL vedere listino See the price list for METEL codes



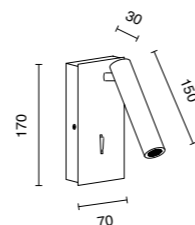
Telescope

Appliche in metallo con sorgente luminosa direzionale a LED e con presa USB. Tasto accensione integrato.
 Metal wall lamp with directional LED light source and USB socket. Integrated power button.



sorgente luminosa
light source
LED

power: 3W
voltage: 220-240Vac



applique
wall lamp



60°



20.000



IP20



CRI >80



0,5 Kg



0,001 m³

bianco
white

nero
black

AP.TELESCOPE/B.CO

AP.TELESCOPE/NERO

3000K

270LM





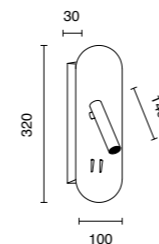
Plate

Appliche LED in metallo retroilluminato con faretto orientabile. Tasti per doppia accensione integrati.
 Backlit metal LED wall lamp with adjustable spotlight. Integrated dual power buttons.



sorgente luminosa
light source
LED

power: 5W + 3W
voltage: 220-240Vac



applique
wall lamp



bianco
white

nero
black

AP.PLATE/BIANCO

AP.PLATE/NERO

3000K 560LM



Per codici METEL vedere listino See the price list for METEL codes



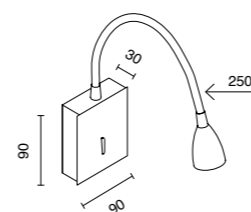
Fall

Appliche in metallo con LED
direzionale da 3W. Tasto accensione
integrato.
Metal wall lamp with 3W directional LED.
Integrated power button.



sorgente luminosa
light source
LED

power: 3W
voltage: 220-240Vac



applique
wall lamp



60°



20.000



IP20



CRI > 80



0,38 Kg



0,0017 m³

bianco
white

AP.FALL/BIANCO

nero
black

AP.FALL/NERO

3000K 270LM



Per codici METEL vedere listino See the price list for METEL codes

indoor

Minimal
Minimal



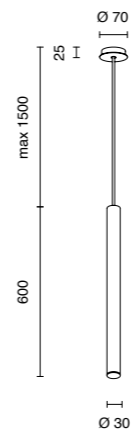
Tube

Collezione in metallo con fonte luminosa LED. Cavetti regolabili in lunghezza. Colori disponibili: bianco, tortora, nero.
 Collection in metal with LED light source. Length adjustable cables. Available colours: white, dove gray, black.

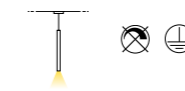


sorgente luminosa
light source
LED

power: 5W
voltage: 220-240Vac



sospensione
suspension



120°



30.000



IP50



CRI >80



0,91 Kg



0,0071 m³

bianco con filo bianco
white with white wire

SO.TUBE/60-BCO

tortora con filo trasparente
dove gray with transparent wire

SO.TUBE/60-TORTORA

nero con filo nero
black with black wire

SO.TUBE/60-NERO

3000K

365LM



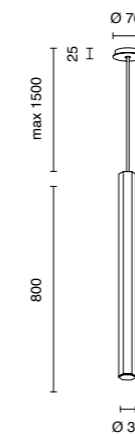
Exagon

Collezione in metallo con fonte luminosa LED. Cavetti regolabili in lunghezza. Colori disponibili: bianco, nero.
Collection in metal with LED light source. Length adjustable cables. Available colours: white, black.

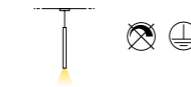


sorgente luminosa
light source
LED

power: 5W
voltage: 220-240Vac



sospensione
suspension



bianco con filo bianco
white with white wire

SO.EXAGON/80-BCO

nero con filo nero
black with black wire

SO.EXAGON/80-NERO

3000K 365LM



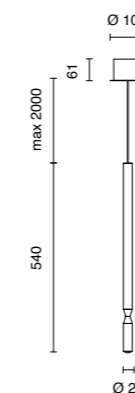
Tubic

Collezione LED in metallo verniciato. Disponibile nella versione con tubi multipli nel catalogo ONDALUCE. Cavetti regolabili in lunghezza.
 LED collection in painted metal. Available in the version with multiple tubes in the ONDALUCE catalog. Length adjustable cables.



sorgente luminosa
light source
LED

power: 1 x 7W
voltage: 220-240Vac



sospensione
suspension



120°



20.000



IP20



CRI >80



0,9 Kg



0,012 m³

bianco / oro
white / gold

oro
gold

nero
black

SO.TUBIC/BCO.ORO

SO.TUBIC/ORO

SO.TUBIC/NERO

3000K

390LM

Lilium

Struttura in alluminio verniciato a polvere. Compatibile con le nostre basi per soffitto ed accessori fermacavo che consentono di creare soluzioni personalizzate consultabili nel catalogo ONDALUCE. Cavetto regolabile in lunghezza.

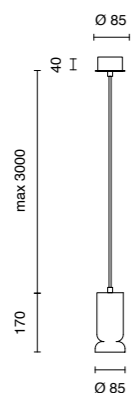
Powder-coated aluminium structure. Compatible with our ceiling bases and cable clamp accessories to create customised solutions, which can be consulted in the ONDALUCE catalog. Length-adjustable cable.



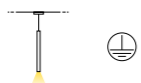
sorgente luminosa
light source

GU10
lampadine non incluse
light bulbs not included

max power: 1 x 20W
voltage: 220-240Vac



sospensione
suspension



IP20 0,69 Kg 0,004 m³

oro con filo trasparente
gold with transparent wire

SO.LILIUM/ORO

nero con filo nero
black with black wire

SO.LILIUM/NERO



Lila

Struttura in alluminio verniciato a polvere. Compatibile con le nostre basi per soffitto ed accessori fermacavo che consentono di creare soluzioni personalizzate consultabili nel catalogo ONDALUCE. Cavetto regolabile in lunghezza.

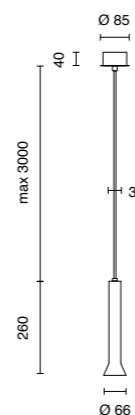
Powder-coated aluminium structure. Compatible with our ceiling bases and cable clamp accessories to create customised solutions, which can be consulted in the ONDALUCE catalog. Length-adjustable cable.



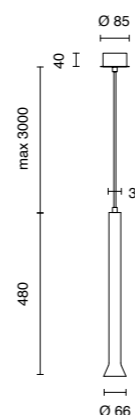
sorgente luminosa
light source

GU10
lampadine non incluse
light bulbs not included

max power: 1 x 20W
voltage: 220-240Vac



max power: 1 x 20W
voltage: 220-240Vac



sospensione
suspension



IP20 0,68 Kg 0,004 m³

bianco con filo trasparente
white with transparent wire

SO.LILA/PC-BIANCO

oro con filo trasparente
gold with transparent wire

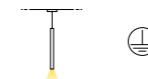
SO.LILA/PC-ORO

nero con filo nero
black with black wire

SO.LILA/PC-NERO



sospensione
suspension



IP20 0,9 Kg 0,007 m³

bianco con filo trasparente
white with transparent wire

SO.LILA/GR-BIANCO

oro con filo trasparente
gold with transparent wire

SO.LILA/GR-ORO

nero con filo nero
black with black wire

SO.LILA/GR-NERO



Per codici METEL vedere listino See the price list for METEL codes

Per codici METEL vedere listino See the price list for METEL codes



Noa

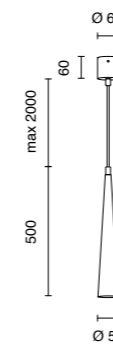
Struttura in alluminio verniciato a polvere di colore bianco, oro o nero. Compatibile con le nostre basi per soffitto ed accessori fermacavo che consentono di creare soluzioni personalizzate consultabili nel catalogo ONDALUCE. Cavetti regolabili in lunghezza.

Powder-coated aluminium structure in white, gold or black. Compatible with our ceiling bases and cable clamp accessories to create customised solutions, which can be consulted in the ONDALUCE catalog. Length adjustable cables.

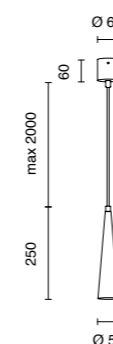
sorgente luminosa
light source

GU10
lampadine non incluse
light bulbs not included

max power: 1 x 20W
voltage: 220-240Vac



max power: 1 x 20W
voltage: 220-240Vac



sospensione
suspension



IP20 0,75 Kg 0,003 m³

bianco con filo bianco
white with white wire


oro con filo oro
gold with gold wire

nero con filo nero
black with black wire

SO.NOA/50-BIANCO

SO.NOA/50-ORO

SO.NOA/50-NERO



sospensione
suspension



IP20 0,5 Kg 0,002 m³

bianco con filo bianco
white with white wire

oro con filo oro
gold with gold wire

nero con filo nero
black with black wire

SO.NOA/25-BIANCO

SO.NOA/25-ORO

SO.NOA/25-NERO



Per codici METEL vedere listino See the price list for METEL codes

Filo

Struttura in alluminio verniciato a polvere di colore bianco, oro o nero. Compatibile con le nostre basi per soffitto ed accessori fermacavo che consentono di creare soluzioni personalizzate consultabili nel catalogo ONDALUCE. Cavetti regolabili.

Powder-coated aluminium structure in white, gold or black. Compatible with our ceiling bases and cable clamp accessories to create customised solutions, which can be consulted in the ONDALUCE catalog. Adjustable cables.

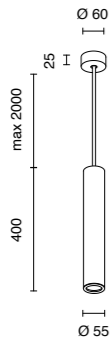
Faretto disponibile a p. 225
Spotlight available p. 225



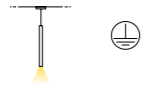
sorgente luminosa
light source

GU10
lampadine non incluse
light bulbs not included

max power: 1 x 20W
voltage: 220-240Vac



sospensione
suspension



IP20 1 Kg 0,0069 m³

bianco con filo nero
white with black wire

SO.FILO/GR-B.CO



oro con filo nero
gold with black wire

SO.FILO/GR-ORO

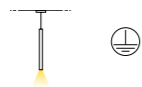


nero con filo nero
black with black wire

SO.FILO/GR-NERO



sospensione
suspension



IP20 0,825 Kg 0,005 m³

bianco con filo nero
white with black wire

SO.FILO/PC-B.CO



oro con filo nero
gold with black wire

SO.FILO/PC-ORO

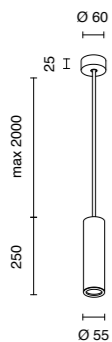


nero con filo nero
black with black wire

SO.FILO/PC-NERO



max power: 1 x 20W
voltage: 220-240Vac



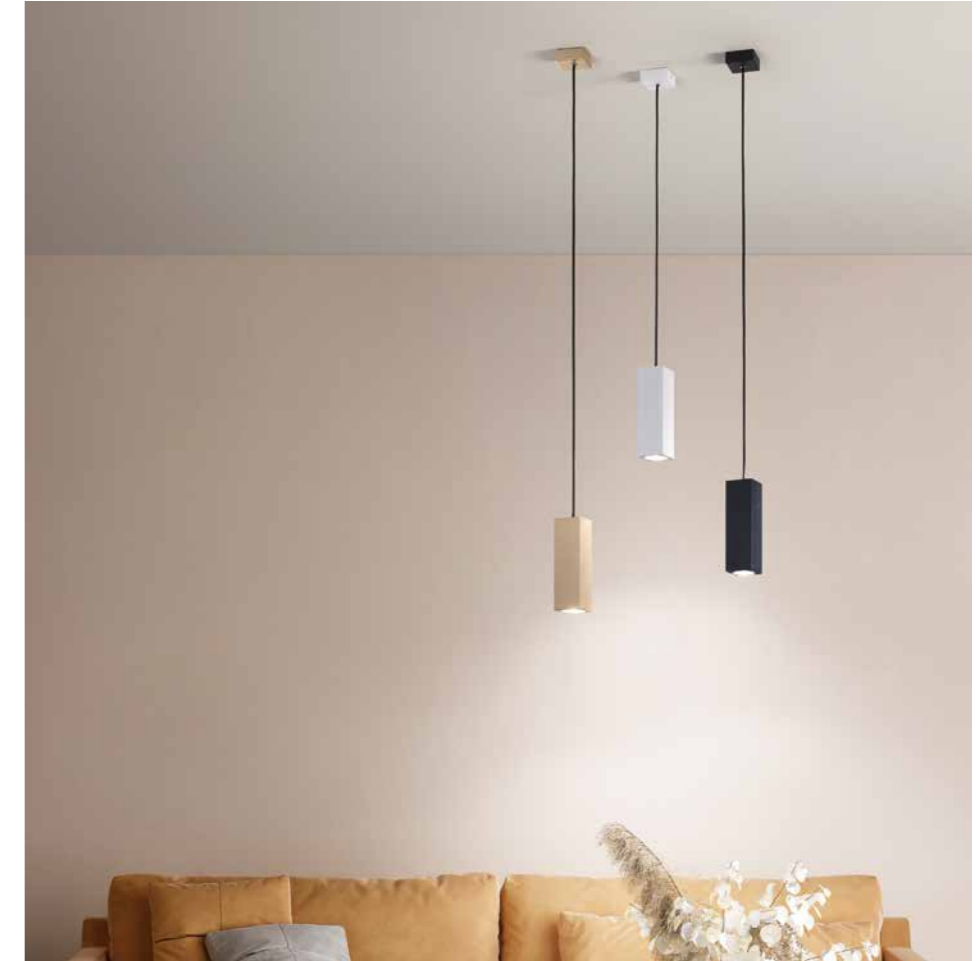
Per codici METEL vedere listino See the price list for METEL codes

Aloa

Struttura in alluminio verniciato a polvere di colore bianco, oro o nero. Compatibile con le nostre basi per soffitto ed accessori fermacavo che consentono di creare soluzioni personalizzate consultabili nel catalogo ONDALUCE. Cavetti regolabili.

Powder-coated aluminium structure in white, gold or black. Compatible with our ceiling bases and cable clamp accessories to create customised solutions, which can be consulted in the ONDALUCE catalog. Adjustable cables.

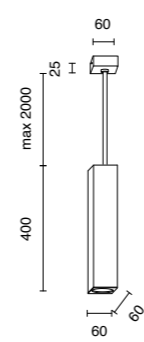
Faretto disponibile a p. 224
Spotlight available p. 224



sorgente luminosa
light source

GU10
lampadine non incluse
light bulbs not included

max power: 1 x 20W
voltage: 220-240Vac



sospensione
suspension



IP20 1,218 Kg 0,0069 m³

bianco con filo nero
white with black wire

SO.ALOA/GR-B.CO



oro con filo nero
gold with black wire

SO.ALOA/GR-ORO

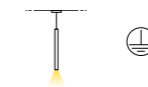


nero con filo nero
black with black wire

SO.ALOA/GR-NERO



sospensione
suspension



IP20 0,825 Kg 0,0043 m³

bianco con filo nero
white with black wire

SO.ALOA/PC-B.CO



oro con filo nero
gold with black wire

SO.ALOA/PC-ORO

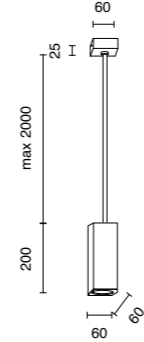


nero con filo nero
black with black wire

SO.ALOA/PC-NERO



max power: 1 x 20W
voltage: 220-240Vac



Per codici METEL vedere listino See the price list for METEL codes





outdoor

Binario
magnetico 48V
48V magnetic track

Outy

Sistema modulare a binario 48Vdc. Utilizzo possibile sia indoor che outdoor (IP65). Installazione a superficie, oppure a sospensione rigida realizzabile con appositi KIT. È necessario alloggiare la striscia LED siliconica all'interno dell'apposito profilo in alluminio. Possibilità di installare sulla striscia flessibile tutti i corpi illuminanti della collezione, decidendo se collegarli ad una accensione unica o doppia, attraverso un unico driver oppure due driver differenti.

48Vdc track modular system. Both indoor and outdoor use (IP65). Surface installation, or rigid suspension installation achievable with specific KITS. It is necessary to place the silicone LED strip inside the specific aluminium profile. Possibility to install on the flexible strip all the luminaires of the collection, deciding whether to connect them to a single or double ignition, through a single driver or two different drivers.



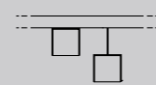


ESTERNO OUTDOOR

OUTY OUTY

Profilo in alluminio Aluminium profile

binario a superficie
surface track



Profilo in alluminio, lunghezza regolabile tramite taglio. Utilizzabile con la strip LED siliconica IP65 (OTESIL13-OTESIL23-OTESIL33-OTESIL14-OTESIL24-OTESIL34).

Disponibile in tagli da 1m, 2m, 3m. Asta per sospensione rigida acquistabile separatamente (OTEPLN-OTEPLG).



Aluminium profile, adjustable length by cutting. It can be used with the IP65 silicone LED strip (OTESIL13-OTESIL23-OTESIL33-OTESIL14-OTESIL24-OTESIL34). Available in 1m, 2m, 3m sizes. Rod for rigid suspension can be purchased separately (OTEPLN-OTEPLG).



corpi illuminanti
luminaires
p. 274

accessori
accessories
p. 278

driver e alimentazione
driver and power supply
p. 280

 
0,70 Kg 0,00067 m³

1,20 Kg 0,00132 m³

1,90 Kg 0,00197 m³

oro
gold

1000 mm
OTESINS1G

2000 mm
OTESINS2G


3000 mm
OTESINS3G

nero
black

1000 mm
OTESINS1N

2000 mm
OTESINS2N

3000 mm
OTESINS3N

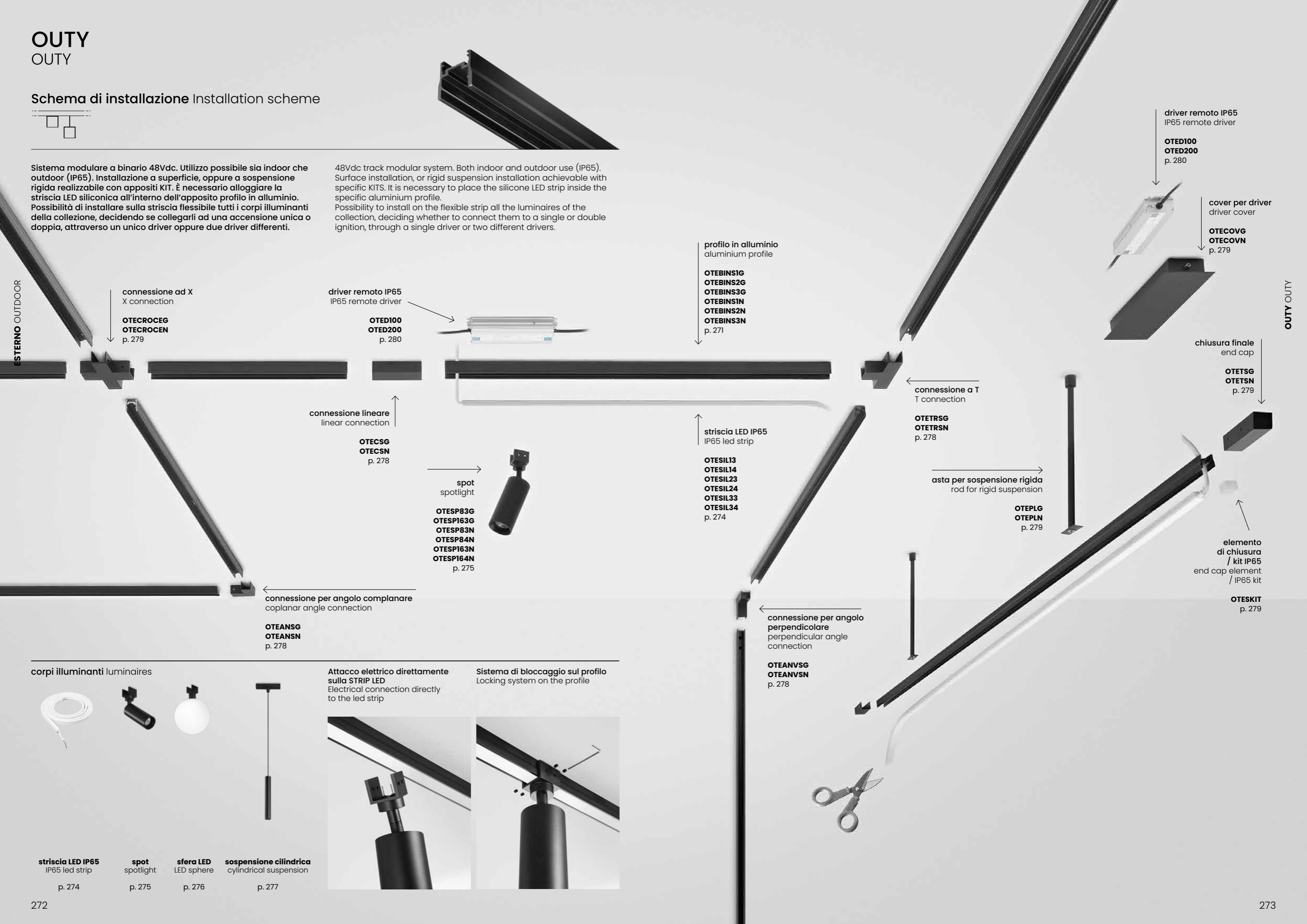


OUTY

Schema di installazione Installation scheme

Sistema modulare a binario 48Vdc. Utilizzo possibile sia indoor che outdoor (IP65). Installazione a superficie, oppure a sospensione rigida realizzabile con appositi KIT. È necessario alloggiare la striscia LED silicica all'interno dell'apposito profilo in alluminio. Possibilità di installare sulla striscia flessibile tutti i corpi illuminanti della collezione, decidendo se collegarli ad una accensione unica o doppia, attraverso un unico driver oppure due driver differenti.

48Vdc track modular system. Both indoor and outdoor use (IP65). Surface installation, or rigid suspension installation achievable with specific KITS. It is necessary to place the silicone LED strip inside the specific aluminium profile. Possibility to install on the flexible strip all the luminaires of the collection, deciding whether to connect them to a single or double ignition, through a single driver or two different drivers.



corpi illuminanti luminaires



- striscia LED IP65**
IP65 led strip
p. 274
- spot**
spotlight
p. 275
- sfera LED**
LED sphere
p. 276
- sospensione cilindrica**
cylindrical suspension
p. 277

Attacco elettrico direttamente sulla STRIP LED
Electrical connection directly to the led strip

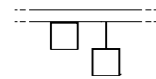


Sistema di bloccaggio sul profilo
Locking system on the profile

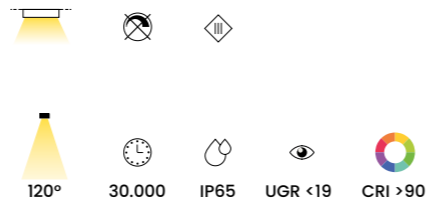


Striscia LED IP65 IP65 LED strip

compatibile con:
compatible with:



OUTY superficie surface



Striscia LED con rivestimento in silicone IP65. Disponibile in tre lunghezze, regolabile tramite taglio. Necessari accessori per la connessione dei cavi, la chiusura stagna del taglio e dei cavi (OTESKIT). Cavi di alimentazione alle due estremità. Necessario l'uso di apposito profilo (OTEBINS1N- OTEBINS2N-OTEBINS3N- OTEBINS1G- OTEBINS2G-OTEBINS3G). Provvista di un doppio circuito di alimentazione, uno collegato alla strip LED interna, l'altro può alloggiare i corpi illuminanti compatibili. Possibilità di accensione singola o doppia della strip e dei corpi illuminanti, tramite un unico driver oppure due driver distinti. CARICO MASSIMO LAMPADE APPLICABILI: 144W per metro. Accessori per l'alimentazione e la connessione di più elementi necessari e non inclusi.

LED strip with IP65 silicone coating. Available in three lengths, adjustable by cutting. Required accessories for cable connection, watertight closure of cut and cables (OTESKIT). Power supply cables at both ends. Specific profile required. (OTEBINS1N- OTEBINS2N-OTEBINS3N-OTEBINS1G- OTEBINS2G- OTEBINS3G). Equipped with a dual power supply circuit, one connected to the internal LED strip, the other can place compatible luminaires. Possibility of single or dual ignition of the strip and luminaires, via a single driver or two separate drivers. MAXIMUM APPLICABLE LAMP LOAD: 144W per meter. Accessories for power supply and connection of multiple elements required and not included.



power: 11W
voltage: 48Vdc
light temperature: 3000K - 4000K
lumens: 689LM (3000K) - 689LM (4000K)

carico massimo lampade applicabili: 144W
maximum applicable lamp load: 144W

bianco white
Lunghezza Length 1000 mm

3000K
OTESIL13
4000K
OTESIL14



0,47 Kg 0,00029 m³

power: 22W
voltage: 48Vdc
light temperature: 3000K - 4000K
lumens: 1406LM (3000K) - 1406LM (4000K)

carico massimo lampade applicabili: 288W
maximum applicable lamp load: 288W

bianco white
Lunghezza Length 2000 mm

3000K
OTESIL23
4000K
OTESIL24



0,70 Kg 0,00030 m³

power: 33W
voltage: 48Vdc
light temperature: 3000K - 4000K
lumens: 2060LM (3000K) - 2060LM (4000K)

carico massimo lampade applicabili: 432W
maximum applicable lamp load: 432W

bianco white
Lunghezza Length 3000 mm


3000K
OTESIL33
4000K
OTESIL34



1 Kg 0,00085 m³

Elementi di chiusura
End caps

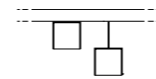
KIT IP65



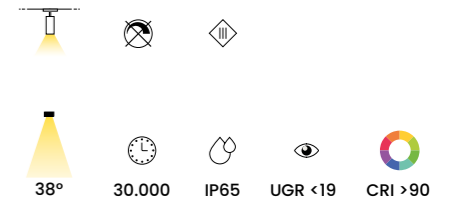
Striscia LED IP65 regolabile tramite taglio. Kit IP65 per la chiusura stagna dei tagli.
Adjustable IP65 LED strip by cutting. IP65 kit for watertight closure of cuts.

Spot Spotlights

compatibile con:
compatible with:



OUTY superficie surface

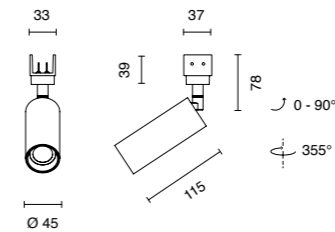


Faretto orientabile 48Vdc. Struttura in alluminio, diffusore in policarbonato. Compatibile con sistema OUTY (necessario apposito profilo più striscia LED in silicone). Attacco elettrico direttamente sulla striscia LED, sistema di bloccaggio sul profilo. Non dimmerabile. 48Vdc adjustable spotlight. Aluminium structure, polycarbonate diffuser. Compatible with OUTY system (specific profile and silicone LED strip required). Electrical attachment directly to LED strip, locking system on profile. Non-dimmable.



sorgente luminosa
light source
LED

power: 9W
voltage: 48Vdc
light temperature: 3000K - 4000K
lumens: 702LM (3000K) - 730LM (4000K)



0,40 Kg 0,00036 m³

oro gold

3000K
OTESP83G

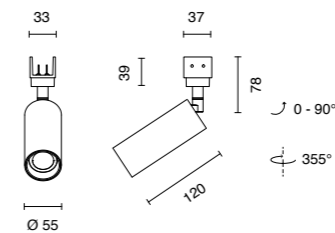
nero black

3000K
OTESP83N



4000K
OTESP84N

power: 15W
voltage: 48Vdc
light temperature: 3000K - 4000K
lumens: 990LM (3000K) - 1150LM (4000K)



0,55 Kg 0,00055 m³

oro gold

3000K
OTESP163G

nero black

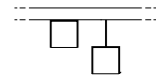
3000K
OTESP163N



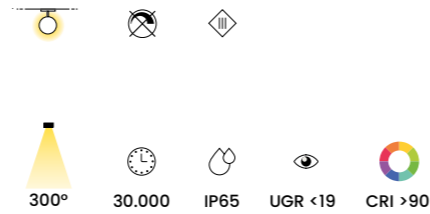
4000K
OTESP164N

Sfera LED LED sphere

compatibile con:
compatible with:



OUTY superficie surface



Elemento sfera a LED 48Vdc. Struttura in alluminio, diffusore in vetro. Compatibile con sistema OUTY (necessario apposito profilo più striscia LED in silicone). Attacco elettrico direttamente sulla striscia LED, sistema di bloccaggio sul profilo. Non dimmerabile.

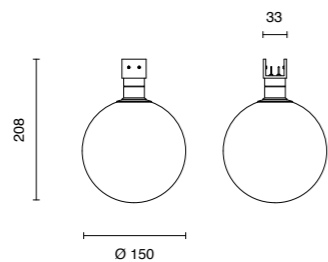
48Vdc LED sphere element. Aluminium structure, glass diffuser. Compatible with OUTY system (specific profile and silicone LED strip required).

Electrical attachment directly to LED strip, locking system on profile. Non-dimmable.



sorgente luminosa
light source
LED

power: 9W
voltage: 48Vdc
light temperature: 3000K - 4000K
lumens: 585LM (3000K) - 630LM (4000K)



0,60 Kg 0,00466 m³

oro
gold

3000K
OTEPB93G



nero
black

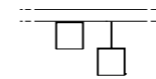
3000K
OTEPB93N



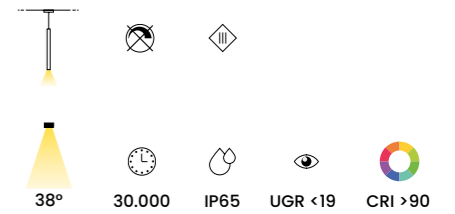
4000K
OTEPB94N

Sospensione cilindrica Cylindrical suspension

compatibile con:
compatible with:



OUTY superficie surface



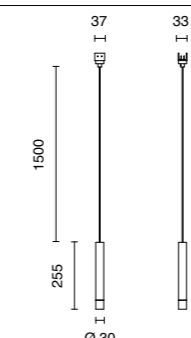
Sospensione cilindrica a LED 48Vdc. Struttura in alluminio, diffusore in policarbonato. Compatibile con sistema OUTY (necessario apposito profilo più striscia LED in silicone). Attacco elettrico direttamente sulla striscia LED, sistema di bloccaggio sul profilo. Non dimmerabile.

48Vdc LED cylindrical suspension. Aluminium structure, polycarbonate diffuser. Compatible with OUTY system (specific profile and silicone LED strip required). Electrical attachment directly to LED strip, locking system on profile. Non-dimmable.

sorgente luminosa
light source
LED

power: 8W
voltage: 48Vdc
light temperature: 3000K
lumens: 635LM

0,40 Kg 0,00023 m³



oro
gold

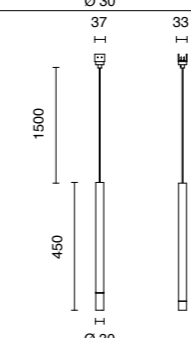
OTETPG

nero
black

OTETPN

power: 8W
voltage: 48Vdc
light temperature: 3000K
lumens: 635LM

0,52 Kg 0,00041 m³



oro
gold

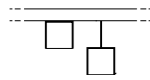
OTETGG

nero
black

OTETGN

Accessori Accessories

OUTY OUTY

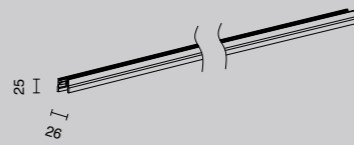


Profilo in alluminio Aluminium profile

Profilo in alluminio, lunghezza regolabile tramite taglio. Utilizzabile con la strip LED siliconica IP65 (OTESIL13-OTESIL23-OTESIL33-OTESIL14-OTESIL24-OTESIL34). Disponibile in tagli da 1m, 2m, 3m. Asta per sospensione rigida acquistabile separatamente (OTEPLN-OTEPLG). Aluminium profile, adjustable length by cutting. It can be used with the IP65 silicone LED strip (OTESIL13-OTESIL23-OTESIL33-OTESIL14-OTESIL24-OTESIL34). Available in 1m, 2m, 3m sizes. Rod for rigid suspension can be purchased separately (OTEPLN-OTEPLG).

Lunghezza Length 1000 / 2000 / 3000 mm

0,70 Kg	0,00067 m ³
1,20 Kg	0,00132 m ³
1,90 Kg	0,00197 m ³




oro gold

1000 mm
OTEBINS1G
2000 mm
OTEBINS2G
3000 mm
OTEBINS3G



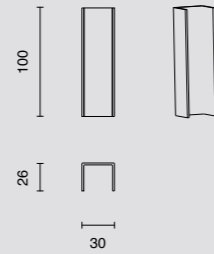
nero black

1000 mm
OTEBINS1N
2000 mm
OTEBINS2N
3000 mm
OTEBINS3N



Connessione lineare Linear connection


Elemento per la giunzione meccanica di due profili in alluminio (OTEBINS1N-OTEBINS2N-OTEBINS3N-OTEBINS1G-OTEBINS2G-OTEBINS3G). Element for mechanical junction of two aluminium profiles (OTEBINS1N-OTEBINS2N-OTEBINS3N-OTEBINS1G-OTEBINS2G-OTEBINS3G).



OTECSG

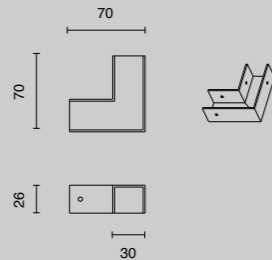


OTECSN



Connessione angolare complanare Coplanar angle connection


Elemento angolare complanare per la giunzione meccanica di due profili in alluminio (OTEBINS1N-OTEBINS2N-OTEBINS3N-OTEBINS1G-OTEBINS2G-OTEBINS3G). Coplanar angle element for the mechanical junction of two aluminium profiles (OTEBINS1N-OTEBINS2N-OTEBINS3N-OTEBINS1G-OTEBINS2G-OTEBINS3G).



OTEANSG

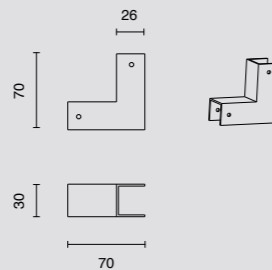


OTEANSN



Connessione angolare perpendicolare Perpendicular angle connection

Elemento angolare perpendicolare per la giunzione meccanica di due profili in alluminio (OTEBINS1N-OTEBINS2N-OTEBINS3N-OTEBINS1G-OTEBINS2G-OTEBINS3G). Perpendicular angle element for the mechanical junction of two aluminium profiles (OTEBINS1N-OTEBINS2N-OTEBINS3N-OTEBINS1G-OTEBINS2G-OTEBINS3G).



OTEANVSG

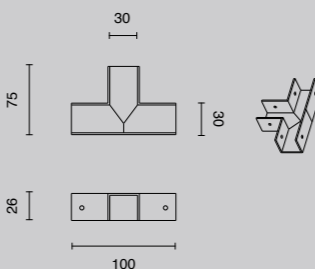


OTEANVSN



Connessione a T T connection


Elemento a T per la giunzione meccanica di tre profili in alluminio (OTEBINS1N-OTEBINS2N-OTEBINS3N-OTEBINS1G-OTEBINS2G-OTEBINS3G). T element for the mechanical junction of three aluminium profiles (OTEBINS1N-OTEBINS2N-OTEBINS3N-OTEBINS1G-OTEBINS2G-OTEBINS3G).



OTETRSG

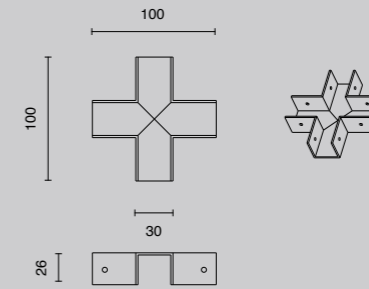


OTETRSN



Connessione a X X connection

Elemento ad X per la giunzione meccanica di quattro profili in alluminio (OTEBINS1N-OTEBINS2N-OTEBINS3N-OTEBINS1G-OTEBINS2G-OTEBINS3G). X element for the mechanical junction of four aluminium profiles (OTEBINS1N-OTEBINS2N-OTEBINS3N-OTEBINS1G-OTEBINS2G-OTEBINS3G).



oro gold

OTECROCEG



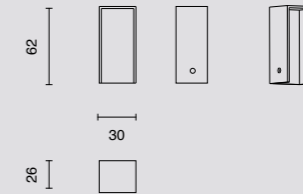
nero black

OTECROCEN



Chiusura finale End cap

Elemento di chiusura finale per i profili in alluminio (OTEBINS1N-OTEBINS2N-OTEBINS3N-OTEBINS1G-OTEBINS2G-OTEBINS3G). End cap element for aluminium profiles (OTEBINS1N-OTEBINS2N-OTEBINS3N-OTEBINS1G-OTEBINS2G-OTEBINS3G).



OTETSG



OTETSN




Kit IP65 IP65 kit

KIT composto da: 2 chiusure in silicone per taglio striscia LED, 1 sigillo per taglio cavi elettrici e 4 connettori IP65 per collegamento cavi. KIT consisting of: 2 silicone end caps for cutting LED strip, 1 seal for cutting electrical cables and 4 IP65 connectors for connecting cables.

Colla Glue

Silicone sigillante per KIT IP65
Silicone for IP65 KIT

OTESKIT

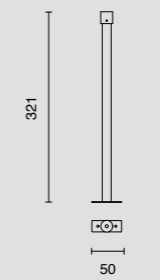


OTESGLUE



Asta per sospensione rigida Rod for rigid suspension

Asta per sospensione rigida compatibile con sistema OUTY. Rod for rigid suspension, compatible with OUTY system.



OTEPLG

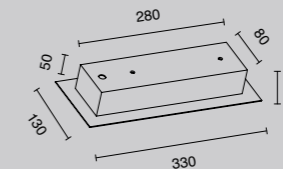


OTEPLN



Cover per driver Cover for driver

Compatibile con i driver da esterno OTEDI00-OTED200. Compatible with outdoor drivers OTEDI00-OTED200



OTECOVG

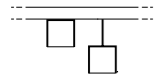


OTECOVN



Driver e alimentazione Driver and power supply

OUTY OUTY

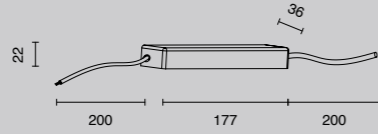


Driver remoto IP65 IP65 remote driver

Articolo necessario per l'alimentazione del sistema OUTY 48Vdc. È possibile collegare la striscia LED IP65 e i corpi illuminanti OUTY ad un unico driver (accensione singola), oppure a due driver distinti (doppia accensione). Disponibile cover (OTECOVG-OTECOVN).

Item required for power supply of the OUTY 48Vdc system.

It is possible to connect the IP65 LED strip and OUTY luminaires to a single driver (single ignition), or to two separate drivers (dual ignition). Available cover (OTECOVG-OTECOVN).



nero
black


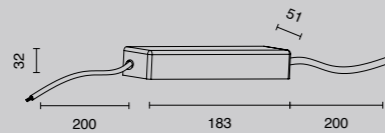
OTED100

100W
Vin 170-264Vac
Vout 48 Vdc
Ampere 2.1 A
IP65



OTED200

200W
Vin 170-264Vac
Vout 48 Vdc
Ampere 4.2 A
IP65



OUTY OUTY

outdoor

Paletti
Bollards



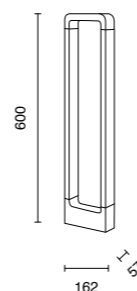
Nature

Paletto LED in alluminio con diffusore in vetro. Driver incluso.
Aluminium LED bollard with glass diffuser. Driver included.



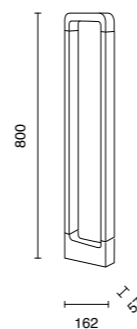
sorgente luminosa
light source
LED

power: 12W
voltage: 220-240Vac



sorgente luminosa
light source
LED

power: 12W
voltage: 220-240Vac



paletto
bollard



corten
corten

nero
black

OTPLT600C

OTPLT600N

4000K 698LM



paletto
bollard



corten
corten

nero
black

OTPLT800C

OTPLT800N


4000K 698LM



sorgente luminosa
light source
LED

power: 12W
voltage: 220-240Vac

paletto
bollard



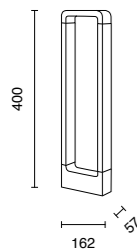
corten
corten

nero
black

OTPLT400C

OTPLT400N

4000K 698LM







Viale

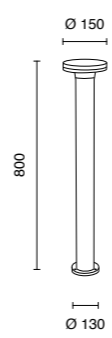
Paletto LED in alluminio con diffusore in policarbonato. Driver incluso.
Aluminium LED bollard with polycarbonate diffuser. Driver included.



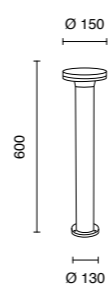
sorgente luminosa
light source

LED

power: 12W
voltage: 220-240Vac



power: 12W
voltage: 220-240Vac



paletto
bollard

	120°	20.000	IP65	UGR <19	CRI >80	1,58 Kg	0,16 m³

corten
corten

nero
black

OTPLT801C



OTPLT801N



4000K 720LM

paletto
bollard

	120°	20.000	IP65	UGR <19	CRI >80	1,28 Kg	0,16m³

corten
corten

nero
black

OTPLT601C



OTPLT601N



4000K 720LM

Lucifer

Paletto LED in alluminio con diffusore in vetro. Driver incluso.
Aluminium LED bollard with glass diffuser.
Driver included.



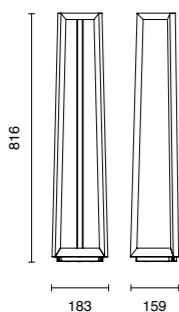
ESTERNO OUTDOOR

PALETTI BOLLARDS

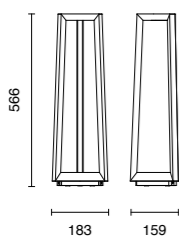
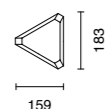
sorgente luminosa
light source

LED

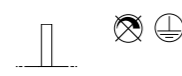
power: 12W
voltage: 220-240Vac



power: 12W
voltage: 220-240Vac



paletto
bollard



120°

30.000

IP65

UGR <19

CRI >80

1,66 KG

0,11 m³

corten
corten

antracite
anthracite

OTPLT802C



OTPLT802G



4000K 780LM

paletto
bollard



120°

30.000

IP65

UGR <19

CRI >80

1,44 Kg

0,09 m³

corten
corten

antracite
anthracite


OTPLT550C



OTPLT550G



4000K 780LM





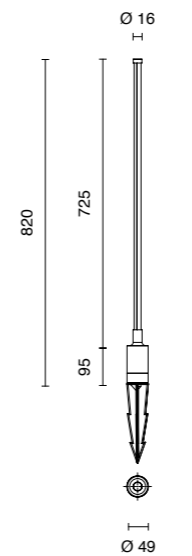
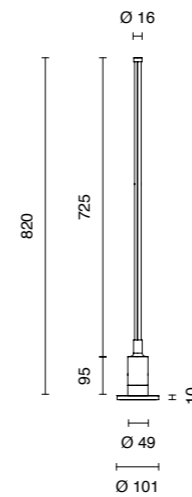
Raissa

Paletto LED in alluminio con diffusore in policarbonato. Inclusive due basi di ancoraggio: con picchetto e con base piatta. Driver incluso.
 Aluminium LED bollard with polycarbonate diffuser. Two anchor bases included: with stake and with flat base. Driver included.

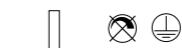


sorgente luminosa
light source
LED

power: 10W
voltage: 220-240Vac



paletto
bollard



120°



30.000



IP54



UGR < 19



CRI > 90



1,5 Kg



0,002 m³

corten
corten

OTPLT805C

antracite
anthracite

OTPLT805G

4000K 1090LM





ESTERNO OUTDOOR

Mirta

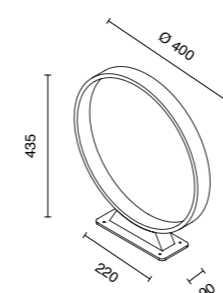
Lampada da terra LED da esterno.
 Struttura in alluminio e diffusore in vetro.
 COB Bridgelux. Driver incluso.
 Outdoor LED floor lamp. Aluminium structure
 and glass diffuser. Bridgelux COB.
 Driver included.



PALETTI BOLLARDS

sorgente luminosa
 light source
LED

power: 5W
 voltage: 220-240Vac



paletto
 bollard



120°



30.000



IP54



UGR < 19



CRI > 90



1,2 Kg



0,016 m³

corten
 corten

OTPLT806C

antracite
 anthracite

OTPLT806G

4000K

425LM



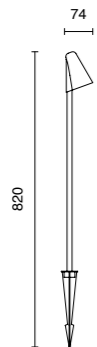
Grass single

Paletto LED in alluminio con diffusore in vetro. Installazione a picchetto.
Driver incluso.
Aluminium LED bollard with glass diffuser. Stake installation. Driver included.



sorgente luminosa
light source
LED

power: 6W
voltage: 220-240Vac



paletto bollard

70° 30.000 IP65 UGR <19 CRI >80 0,6 Kg 0,005 m³

corten
corten

nero
black

OTPLT803C OTPLT803N 4000K 650LM

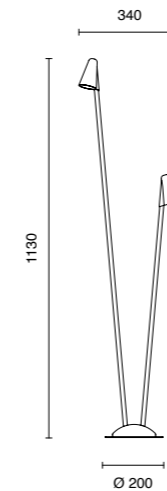
Grass double

Paletto LED in alluminio con diffusore in vetro. Installazione con base.
Driver incluso.
Aluminium LED bollard with glass diffuser. Installation with base. Driver included.



sorgente luminosa
light source
LED

power: 12W
voltage: 220-240Vac




paletto bollard


70° 30.000 IP65 UGR <19 CRI >80 1,7 Kg 0,028 m³

corten
corten

nero
black

OTPLT804C OTPLT804N 4000K 1220LM





Malta

Paletto in alluminio con diffusore in vetro.
Disponibile applique.
Aluminium bollard with glass diffuser.
Wall lamp available.

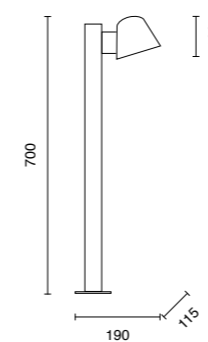
Applique a p. 336
Wall lamp p. 336



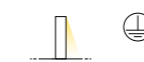
sorgente luminosa
light source

GU10
lampadine non incluse
light bulbs not included

power: 1 x max 8W
voltage: 220-240Vac



paletto
bollard



IP65 2,2 kg 0,2 m³

bianco
white

antracite
anthracite

PLT.MALTA/BIANCO

PLT.MALTA/ANTRACIT





Ares

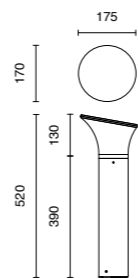
Paletto in alluminio con diffusore in policarbonato. Disponibile applique.
Aluminium bollard with polycarbonate diffuser. Wall lamp available.

Applique a p. 332
Wall lamp p. 332

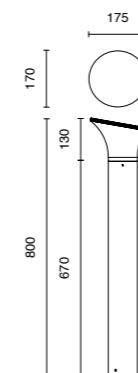
sorgente luminosa
light source

E27
lampadine non incluse
light bulbs not included

power: 1 x max 13W
voltage: 220-240Vac



power: 1 x max 13W
voltage: 220-240Vac



paletto
bollard



IP54

1,2 kg

0,015 m³

silver
silver

nero
black

PLT.ARES/50-SILVER

PLT.ARES/50-NERO



paletto
bollard



IP54

1,8 kg

0,023 m³

silver
silver

nero
black

PLT.ARES/80-SILVER

PLT.ARES/80-NERO





Pou

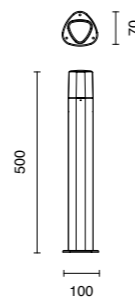
Paletto in alluminio con diffusore in policarbonato. Disponibile applique.
Aluminium structure with polycarbonate diffuser. Wall lamp available.

Applique a p. 334
Wall lamp p. 334

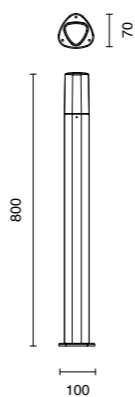
sorgente luminosa
light source

E27
lampadine non incluse
light bulbs not included

power: 1 x max 13W
voltage: 220-240Vac



power: 1 x max 13W
voltage: 220-240Vac



paletto
bollard



IP44

1 kg

0,006 m³

silver
silver

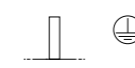
nero
black

PLT.POU/53-SILVER

PLT.POU/53-NERO



paletto
bollard



IP44

1,5 kg

0,01 m³


silver
silver

nero
black

PLT.POU/83-SILVER

PLT.POU/83-NERO





outdoor

Plafoniere e applique

Ceiling and wall lamps

Simba

Appliche LED da esterni a doppia emissione.
Struttura in alluminio e diffusore in polycarbonato. Driver incluso.
Outdoor LED double emission wall lamp.
Aluminium structure and polycarbonate diffuser. Driver included.



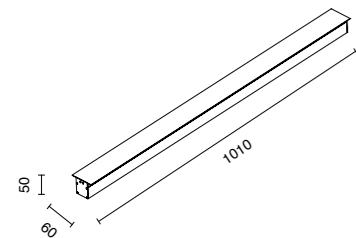
appliche biemissione
double emission wall lamp

LED

120° 30.000 IP65 UGR <19 CRI >90 1,15 Kg 0,003 m³

bianco white corten corten antracite anthracite

OTAP0810B **OTAP0810C** **OTAP0810G** 4000K 1100LM



Simba/pc

Appliche LED da esterni a doppia emissione.
Struttura in alluminio e diffusore in polycarbonato. Driver incluso.
Outdoor LED double emission wall lamp.
Aluminium structure and polycarbonate diffuser. Driver included.



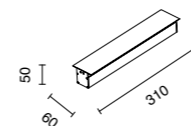
appliche biemissione
double emission wall lamp

LED

120° 30.000 IP65 UGR <19 CRI >90 0,36 Kg 0,001 m³

bianco white corten corten antracite anthracite

OTAP0830B **OTAP0830C** **OTAP0830G** 4000K 350LM







Double cube

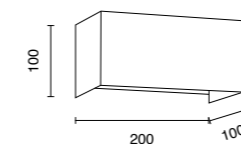
Appliche LED da esterni. Struttura in alluminio con alette regolabili. Diffusore in vetro. Driver incluso.
 Outdoor LED wall lamp. Aluminium structure with adjustable wings. Glass diffuser. Driver included.



sorgente luminosa
light source

LED

power: 4 x 5W
voltage: 220-240Vac



applique biemissione
double emission wall lamp

bianco white	corten corten	nero black		
OTAP0009B	OTAP0009C	OTAP0009N	3000K	1490LM
OTAP0010B	OTAP0010C	OTAP0010N	4000K	1540LM





Cube

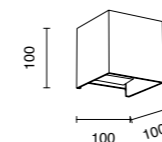
Appliche LED da esterni. Struttura in alluminio con alette regolabili.
 Diffusore in vetro. Driver incluso.
 Outdoor LED wall lamp. Aluminium structure with adjustable wings.
 Glass diffuser. Driver included.




sorgente luminosa
light source

LED

power: 2 x 5W
voltage: 220-240Vac



applique biemissione
double emission wall lamp



bianco white	antracite anthracite	corten corten	nero black		
AP.CUBE/BIANCO	AP.CUBE/ANTRACITE	AP.CUBE/CORTEN	OTAP0011N	3000K	720LM
AP.CUBE/4000-B.CO	AP.CUBE/4000-ANTR	AP.CUBE/4000-CORT	OTAP0012N	4000K	770LM



Per codici METEL vedere listino See the price list for METEL codes

Cily

Applique LED da esterni. Struttura in alluminio con alette regolabili. Diffusore in vetro. Driver incluso.
Outdoor LED wall lamp. Aluminium structure with adjustable wings. Glass diffuser. Driver included.



sorgente luminosa
light source


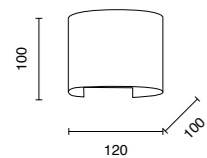
LED

power: 2 x 5W
voltage: 220-240Vac

applique biemissione
double emission wall lamp




bianco white	antracite anthracite	corten corten	nero black		
OTAP0007B	OTAP0007G	OTAP0007C	OTAP0007N	3000K	720LM
OTAP0008B	OTAP0008G	OTAP0008C	OTAP0008N	4000K	770LM





Zenda

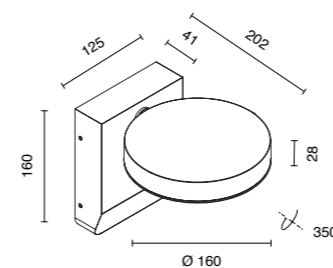
Appliche LED da esterni, orientabile.
Struttura in alluminio. Diffusore in polycarbonato. Driver incluso.
Adjustable outdoor LED wall lamp.
Aluminium structure. Polycarbonate diffuser. Driver included.



sorgente luminosa
light source

LED

power: **20W**
voltage: **220-240Vac**



applique orientabile
adjustable wall lamp

	120-350°	30.000	IP65	UGR <19	CRI >90	1,04 Kg	0,005 m³

corten
corten

antracite
anthracite

OTAP0014C

OTAP0014G

4000K 1326LM





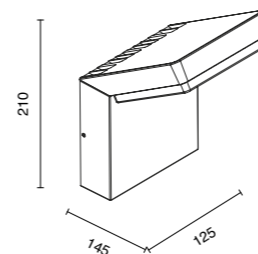
Ninja

Appliche LED da esterni. Struttura in alluminio. Diffusore in policarbonato. Driver incluso.
 Outdoor LED wall lamp. Aluminium structure. Polycarbonate diffuser. Driver included.

sorgente luminosa
light source

LED

power: 20W
voltage: 220-240Vac



applique
wall lamp



corten corten	antracite anthracite	nero black	4000K	1588LM
OTAP0016C	OTAP0016G	OTAP0016N		





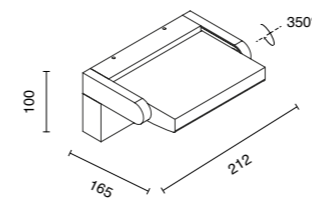
Sonny

Appliche LED da esterni orientabile.
Struttura in alluminio. Diffusore in polycarbonato. Temperatura colore selezionabile prima dell'installazione (CCT). Driver incluso.
Adjustable outdoor LED wall lamp.
Aluminium structure. Polycarbonate diffuser. Possible to select the colour temperature (CCT) before installation.
Driver included.



sorgente luminosa
light source
LED

power: 20W
voltage: 220-240Vac



applique orientabile
adjustable wall lamp

120°-350° 30.000 IP65 UGR <19 CRI >90 1,2 Kg 0,003 m³

bianco white	corten corten	antracite anthracite		
OTAP0015B	OTAP0015C	OTAP0015G	CCT 3000K +4000K	1492LM 1504LM






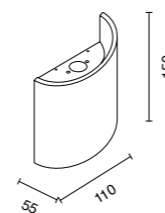
Nevio

Appliche LED da esterni. Struttura in alluminio, diffusore in policarbonato. Driver incluso. COB Bridgelux.
 Outdoor LED wall lamp. Aluminium structure. Polycarbonate diffuser. Driver included. Bridgelux COB.

sorgente luminosa
light source

LED

power: 6W
voltage: 220-240Vac



applique biemissione
double emission wall lamp

bianco white	corten corten	antracite anthracite	4000K	595LM
OTAP0018B	OTAP0018C	OTAP0018G		





Teta

Applique LED da esterni. Struttura in alluminio. Diffusore in policarbonato. Driver incluso.
Outdoor LED wall lamp. Aluminium structure. Polycarbonate diffuser. Driver included.

sorgente luminosa
light source

LED

max power: 12W
voltage: 220-240Vac



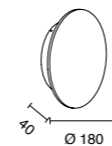
Teta/pc

Applique LED da esterni. Struttura in alluminio. Diffusore in policarbonato. Driver incluso.
Outdoor LED wall lamp. Aluminium structure. Polycarbonate diffuser. Driver included.

sorgente luminosa
light source

LED

max power: 9W
voltage: 220-240Vac




applique
wall lamp



bianco white corten corten antracite anthracite

OTAP0019B **OTAP0019C** **OTAP0019G** 4000K 1021LM



applique
wall lamp



bianco white corten corten antracite anthracite

OTAP0024B **OTAP0024C** **OTAP0024G** 4000K 731LM





Ghita

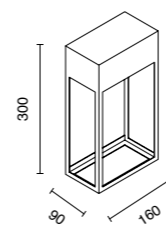
Appliche LED per esterni. Struttura in alluminio, diffusore in policarbonato. Driver incluso.
 Outdoor LED wall lamp. Aluminium structure. Polycarbonate diffuser. Driver included.



sorgente luminosa
light source

LED

power: 20W
voltage: 220-240Vac



applique
wall lamp



bianco white	corten corten	antracite anthracite	4000K	1381LM
OTAP0017B	OTAP0017C	OTAP0017G		





Falco

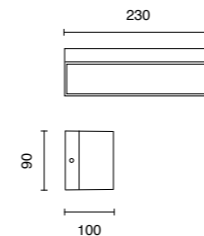
Applique LED per esterni a doppia emissione in abs e policarbonato. Disponibile in diversi colori.
 Outdoor LED wall lamp with double emission in abs and polycarbonate. Available in different colours.



sorgente luminosa
light source

LED

power: 12W
voltage: 220-240Vac



applique biemissione
double emission wall lamp

bianco white	silver silver	nero black		
AP.FALCO/BCO	AP.FALCO/SILVER	AP.FALCO/NERO	4000K	780LM



Per codici METEL vedere listino See the price list for METEL codes

Ares

Applique da esterni in alluminio con diffusore in policarbonato. Disponibile paletto.
Aluminium outdoor wall lamp with polycarbonate diffuser. Bollard available.

Paletto a p. 302
Bollard p. 302



PLAFONIERE E APPLIQUE CEILING AND WALL LAMPS

sorgente luminosa
light source

E27
lampadine non incluse
light bulbs not included

power: 1 x max 13W
voltage: 220-240Vac

applique
wall lamp



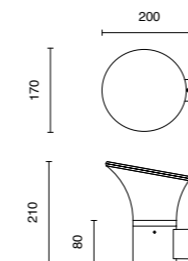
IP54 0,75 kg 0,0083 m³

silver
silver

nero
black

AP.ARES/SILVER

AP.ARES/NERO



Per codici METEL vedere listino See the price list for METEL codes



Pou

Appliche da esterni in alluminio con diffusore in policarbonato. Disponibile palette.
Aluminium outdoor wall lamp with polycarbonate diffuser. Bollard available.

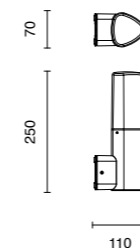
Paletto a p. 304
Bollard p. 304



sorgente luminosa
light source

E27
lampadine non incluse
light bulbs not included

power: 1 x max 13W
voltage: 220-240Vac



applique
wall lamp



silver
silver

nero
black

AP.POU/SILVER

AP.POU/NERO



Per codici METEL vedere listino See the price list for METEL codes

PLAFONIERE E APPLIQUE CEILING AND WALL LAMPS

Malta

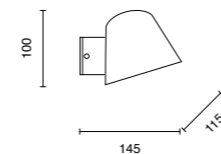
Appliche da esterni in alluminio con diffusore in vetro. Disponibile paletto. Aluminium outdoor wall lamp with glass diffuser. Bollard available.

Paletto a p. 300
Bollard p. 300

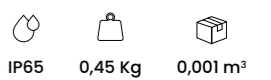
sorgente luminosa
light source

GU10
lampadine non incluse
light bulbs not included

power: 1 x max 8W
voltage: 220-240Vac



applique
wall lamp



bianco
white

AP.MALTA/BIANCO



antracite
anthracite

AP.MALTA/ANTRACITE



Per codici METEL vedere listino See the price list for METEL codes

Fonte square

Applique LED per esterni. Struttura in alluminio e diffusore in policarbonato. Driver incluso.
Outdoor LED wall lamp. Aluminium structure and polycarbonate diffuser. Driver included.



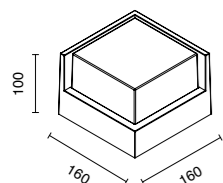
sorgente luminosa
light source
LED
power: 12W
voltage: 220-240Vac

applique
wall lamp

120° 20.000 IP65 UGR <19 CRI >80 0,66 Kg 0,09 m³


corten
corten nero
black

OTAP0006C **OTAP0006N** 4000K 780LM



Fonte round

Applique LED per esterni. Struttura in alluminio e diffusore in policarbonato. Driver incluso.
Outdoor LED wall lamp. Aluminium structure and polycarbonate diffuser. Driver included.



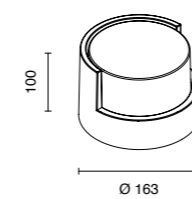
sorgente luminosa
light source
LED
power: 12W
voltage: 220-240Vac

applique
wall lamp

120° 20.000 IP65 UGR <19 CRI >80 0,66 Kg 0,09 m³

corten
corten nero
black

OTAP0005C **OTAP0005N** 4000K 780LM



Zeno round 2

Applique GU10 per esterni. Struttura in alluminio e diffusore in vetro.
Outdoor GU10 wall lamp. Aluminium structure and glass diffuser.



sorgente luminosa
light source

GU10
lampadine non incluse
light bulbs not included

power: 2 x max 8W
voltage: 220-240Vac

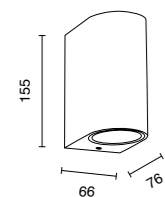
applique biemissione
double emission wall lamp



IP65 0,41 Kg 0,001 m³

bianco white corten corten nero black

OTAP0020B OTAP0020C OTAP0020N



Zeno round

Applique GU10 per esterni. Struttura in alluminio e diffusore in vetro.
Outdoor GU10 wall lamp. Aluminium structure and glass diffuser.



sorgente luminosa
light source

GU10
lampadine non incluse
light bulbs not included

power: 1 x max 8W
voltage: 220-240Vac

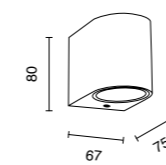
applique
wall lamp



IP65 0,31 Kg 0,001 m³


bianco white corten corten nero black

OTAP0021B OTAP0021C OTAP0021N



PLAFONIERE E APPLIQUE CEILING AND WALL LAMPS

ESTERNO OUTDOOR



Zeno square 2

Applique GU10 per esterni. Struttura in alluminio e diffusore in vetro.
Outdoor GU10 wall lamp. Aluminium structure and glass diffuser.



sorgente luminosa
light source

GU10
lampadine non incluse
light bulbs not included

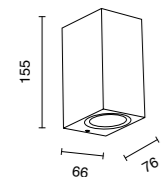
power: 2 x max 8W
voltage: 220-240Vac

applique biemissione
double emission wall lamp



IP65 0,41 Kg 0,001 m³

bianco white **OTAP0022B**
corten corten **OTAP0022C**
nero black **OTAP0022N**



Zeno square

Applique GU10 per esterni. Struttura in alluminio e diffusore in vetro.
Outdoor GU10 wall lamp. Aluminium structure and glass diffuser.



sorgente luminosa
light source

GU10
lampadine non incluse
light bulbs not included

power: 1 x max 8W
voltage: 220-240Vac

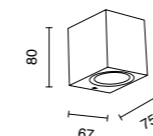


applique
wall lamp



IP65 0,31 Kg 0,001 m³

bianco white **OTAP0023B**
corten corten **OTAP0023C**
nero black **OTAP0023N**



PLAFONIERE E APPLIQUE CEILING AND WALL LAMPS



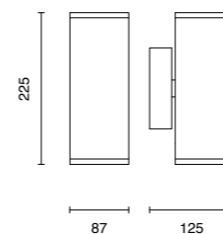
Nevada

Collezione per esterni, struttura in alluminio con diffusore in vetro.
Disponibile in quattro colori.
Outdoor collection, aluminium structure with glass diffuser. Available in four colours.

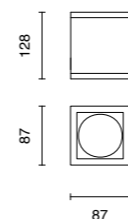
sorgente luminosa
light source

GU10
lampadine non incluse
light bulbs not included

power: 2 x max 8W
voltage: 220-240Vac



power: 1 x max 8W
voltage: 220-240Vac



applique biemissione
double emission wall lamp



IP54 0,9 kg 0,003 m³

bianco white	silver silver	marrone brown	nero black
PL.NEVADA/2-BIANCO	PL.NEVADA/2-SILVER	PL.NEVADA/2-MARRO	PL.NEVADA/2-NERO


plafoniera
ceiling lamp



IP54 0,4 kg 0,001 m³

bianco white	silver silver	marrone brown	nero black
PL.NEVADA/BIANCO	PL.NEVADA/SILVER	PL.NEVADA/MARRONE	PL.NEVADA/NERO

Per codici METEL vedere listino See the price list for METEL codes

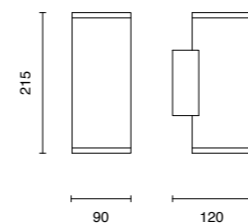


Jubo

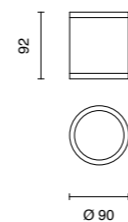
Collezione per esterni, struttura in alluminio con diffusore in vetro.
Disponibile in quattro colori.
Outdoor collection. Aluminium structure with glass diffuser. Available in four colours.

sorgente luminosa
light source
GU10
lampadine non incluse
light bulbs not included

power: 2 x max 8W
voltage: 220-240Vac



power: 1 x max 8W
voltage: 220-240Vac



applique biemissione
double emission wall lamp



bianco white	silver silver	marrone brown	nero black
PL.JUBO/2-BIANCO	PL.JUBO/2-SILVER	PL.JUBO/2-MARRONE	PL.JUBO/2-NERO



plafoniera
ceiling lamp



bianco white	silver silver	marrone brown	nero black
PL.JUBO/BIANCO	PL.JUBO/SILVER	PL.JUBO/MARRONE	PL.JUBO/NERO



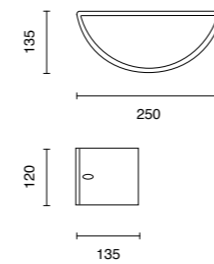
Per codici METEL vedere listino See the price list for METEL codes



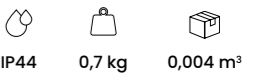
Linus

Appliche per esterno a doppia emissione in alluminio con diffusore in policarbonato. Disponibile in diversi colori.
 Double emission outdoor wall lamp, made of aluminium with polycarbonate diffuser. Available in different colors.

sorgente luminosa
light source
E27
lampadine non incluse
light bulbs not included
 power: 1 x max 20W
 voltage: 220-240Vac



applique biemissione
double emission wall lamp



bianco white	silver silver	nero black
AP.LINUS/BCA	AP.LINUS/SILVER	AP.LINUS/NERO





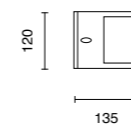
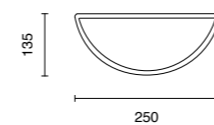
Fabius

Appliche per esterno a doppia emissione in alluminio con diffusore in policarbonato. Disponibile in diversi colori.
Double emission outdoor wall lamp, made of aluminium with polycarbonate diffuser. Available in different colors.

sorgente luminosa
light source

E27
lampadine non incluse
light bulbs not included

power: 1 x max 20W
voltage: 220-240Vac



applique biemissione
double emission wall lamp



IP44 0,7 kg 0,004 m³

bianco
white

silver
silver

nero
black

AP.FABIUS/BCA

AP.FABIUS/SILVER

AP.FABIUS/NERO





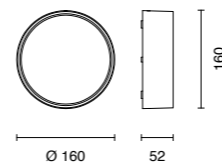
Patio

Plafoniera LED in alluminio con diffusore in materiale polimerico. Driver incluso. Utilizzabile come applique o plafoniera.
Aluminium LED ceiling lamp with polymeric diffuser. Driver included. Also usable as a wall lamp.

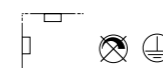
sorgente luminosa
light source

LED

power: **10W**
voltage: 220-240Vac



applique / plafoniera
wall lamp / ceiling lamp



110°



30.000



IP65



UGR < 19



CRI > 80



0,4 Kg



0,0016 m³

corten
corten

OTAP0013C



antracite
anthracite

OTAP0013G



4000K

700LM

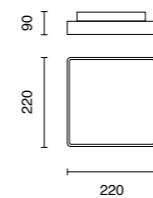


Picca

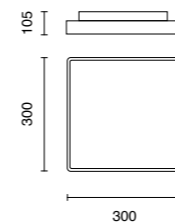
Plafoniera o applique per esterni, struttura in ABS e diffusore in policarbonato.
Disponibile in tre colori.
Outdoor ceiling and wall lamp, ABS structure and polycarbonate diffuser. Available in three colours.

sorgente luminosa
light source
E27
lampadine non incluse
light bulbs not included

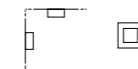
power: 1 x max 20W
voltage: 220-240Vac



power: 2 x max 20W
voltage: 220-240Vac



applique / plafoniera
wall lamp / ceiling lamp

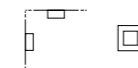


IP65 1,1 kg 0,0035 m³

bianco white	grigio gray	antracite anthracite
PL.PICCA/PC-BIANCO	PL.PICCA/PC-GRIGIO	PL.PICCA/PC-ANTRAC



applique / plafoniera
wall lamp / ceiling lamp



IP65 1,2 kg 0,0078 m³

bianco white	grigio gray	antracite anthracite
PL.PICCA/GR-BANCO	PL.PICCA/GR-GRIGIO	PL.PICCA/GR-ANTRAC



Per codici METEL vedere listino See the price list for METEL codes



Petar

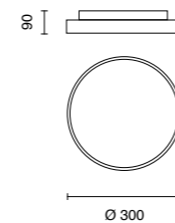
Plafoniera per esterni, struttura in ABS e diffusore in policarbonato. Disponibile in diversi colori. Utilizzabile come applique e come plafoniera.

Outdoor ceiling lamp, ABS structure and polycarbonate diffuser. Available in different colours. Usable as a wall lamp and as a ceiling lamp.

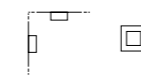
sorgente luminosa
light source

E27
lampadine non incluse
light bulbs not included

power: 2 x max 20W
voltage: 220-240Vac



applique / plafoniera
wall lamp / ceiling lamp



IP65

1 kg

0,0081 m³

bianco
white

grigio
gray

antracite
anthracite

PL.PETAR/BIANCO

PL.PETAR/GRIGIO

PL.PETAR/ANTRACITE





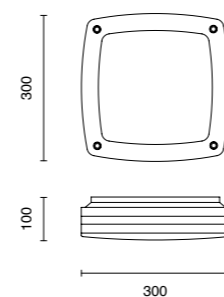
Paris

Plafoniera per esterni in alluminio con diffusore in policarbonato.
Disponibile in tre colori: Bianco, Silver, Nero.
Prodotto utilizzabile sia come applique che come plafoniera.
Aluminium outdoor ceiling lamp with polycarbonate diffuser. Available in three colours: white, silver, black. Usable as a wall lamp and as a ceiling lamp.

sorgente luminosa
light source

E27
lampadine non incluse
light bulbs not included

power: 2 x max 20W
voltage: 220-240Vac



applique / plafoniera
wall lamp / ceiling lamp



bianco
white

silver
silver

nero
black

AP.PARIS/BCA

AP.PARIS/SILVER

AP.PARIS/NERO





Base

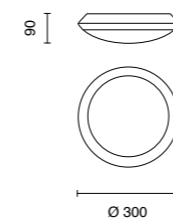
Plafoniera o applique per esterni in ABS e policarbonato. Disponibile in diversi colori. Utilizzabile come applique e come plafoniera.

Outdoor ceiling or wall lamp made of ABS and polycarbonate. Available in different colours. Usable as a wall lamp and as a ceiling lamp.

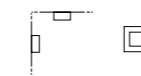
sorgente luminosa
light source

E27
lampadine non incluse
light bulbs not included

power: 2 x max 20W
voltage: 220-240Vac



applique / plafoniera
wall lamp / ceiling lamp



IP65

0,9 kg

0,008 m³

bianco
white

silver
silver

nero
black

PL.BASE/BCO

PL.BASE/SILVER


PL.BASE/NERO



outdoor

Segnapassi e faretti calpestabili

Steplights and
walkable spotlights



Free square

Segnapasso LED per esterni in alluminio.
Diffusore in materiale plastico.
Driver incluso.
Aluminium outdoor LED steplight.
Plastic diffuser. Driver included.

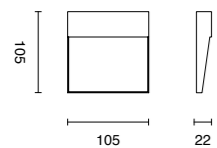


sorgente luminosa
light source
LED
power: 3W
voltage: 220-240Vac

segnapassi
steplights

62° 30.000 IP54 UGR <19 CRI >80 0,2 Kg 0,0005 m³

bianco white OTSP0001B corten corten OTSP0001C antracite anthracite OTSP0001G 4000K 180LM



Free round

Segnapasso LED per esterni in alluminio.
Diffusore in materiale plastico.
Driver incluso.
Aluminium outdoor LED steplight.
Plastic diffuser. Driver included.

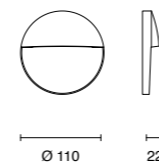


sorgente luminosa
light source
LED
power: 3W
voltage: 220-240Vac


segnapassi
steplights

62° 30.000 IP54 UGR <19 CRI >80 0,2 Kg 0,0005 m³

bianco white OTSP0002B corten corten OTSP0002C antracite anthracite OTSP0002G 4000K 180LM



SEGNAPASSI E FARETTI CALPESTABILI STEPLIGHTS AND WALKABLE SPOTLIGHTS





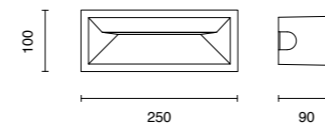
Shade

Segnapasso LED per esterni in alluminio.
Diffusore in policarbonato. Driver incluso.
Aluminium outdoor LED steplight.
Polycarbonate diffuser. Driver included.



sorgente luminosa
light source
LED

power: 13W
voltage: 220-240Vac



segnapassi incasso
recessed steplights

120° 30.000 IP65 255 x 103 UGR <19 CRI >80 0,8 kg 0,0036 m³

silver
silver

nero
black

AP.SHADE/SILVER

AP.SHADE/NERO

4000K 620LM



Floor square

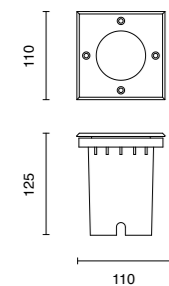
Faretto calpestabile da incasso, per esterni. Cover in acciaio inox 304, struttura in alluminio pressofuso. Involucro da interrare incluso. Outdoor walkable recessed spotlight. 304 stainless steel cover. Die-cast aluminium structure. Casing included.



sorgente luminosa
light source

GU10
lampadine non incluse
light bulbs not included

power: 1 x max 8W
voltage: 220-240Vac



faretto incasso
recessed spotlight



IP67 0,55 Kg 0,0017 m³

cromo
chrome

OTLT002



Floor round

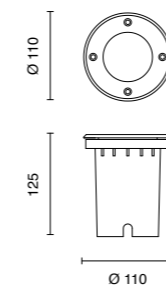
Faretto calpestabile da incasso, per esterni. Cover in acciaio inox 304, struttura in alluminio pressofuso. Involucro da interrare incluso. Outdoor walkable recessed spotlight. 304 stainless steel cover. Die-cast aluminium structure. Casing included.



sorgente luminosa
light source

GU10
lampadine non incluse
light bulbs not included

power: 1 x max 8W
voltage: 220-240Vac



faretto incasso
recessed spotlight



IP67 0,4 Kg 0,0017 m³


cromo
chrome

OTLT001





ESTERNO OUTDOOR




SEGNAPASSI E FARETTI CALPESTABILI STEPLIGHTS AND WALKABLE SPOTLIGHTS



Neo

Faretto segnapasso a LED per esterni, struttura in alluminio cromato. Disponibile in tre emissioni di luce. Driver non incluso ma necessario.
 Outdoor LED steplight, chromed aluminium structure. Available in three light emissions. Driver not included but necessary.



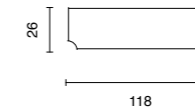
segnapassi
steplights



 90°	 30.000	 IP67	 UGR <19	 CRI >90	 0,1 Kg	 0,001 m³	 90°	 30.000	 IP67	 UGR <19	 CRI >90	 0,1 Kg	 0,001 m³	 90°	 30.000	 IP67	 UGR <19	 CRI >90	 0,1 Kg	 0,001 m³
cromo chrome			cromo chrome			cromo chrome			cromo chrome			cromo chrome			cromo chrome			cromo chrome		
NEO/1			3000K 20LM			NEO/2			3000K 40LM			NEO/4			3000K 80LM			3000K 80LM		
sorgente luminosa light source			sorgente luminosa light source			sorgente luminosa light source			sorgente luminosa light source			sorgente luminosa light source			sorgente luminosa light source			sorgente luminosa light source		
LED			LED			LED			LED			LED			LED			LED		
power: 0,5W voltage: 12V			power: 0,8W voltage: 12V			power: 1W voltage: 12V			power: 0,5W voltage: 12V			power: 0,8W voltage: 12V			power: 1W voltage: 12V			power: 0,5W voltage: 12V		


driver non incluso ma necessario
driver not included but necessary

35W
Vin 100-240Vac
Vout 12Vdc
AMPERE 0-3 A
IP67



NEO/DRIVER

Per codici METEL vedere listino See the price list for METEL codes



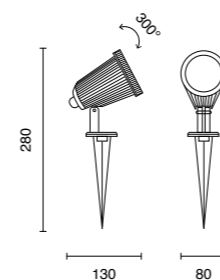
Goa

Spot da esterno in ABS e policarbonato, fissabile a picchetto.
Outdoor spotlight made of ABS and polycarbonate, fixable by stake.

sorgente luminosa
light source

GU10
lampadine non incluse
light bulbs not included

power: 1 x max 8W
voltage: 220-240Vac



spot con picchetto orientabile
adjustable stake spotlight



IP65



0,43 Kg



0,0018 m³

nero
black

SPOT.GOA



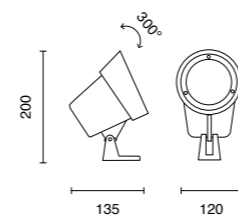


Guru

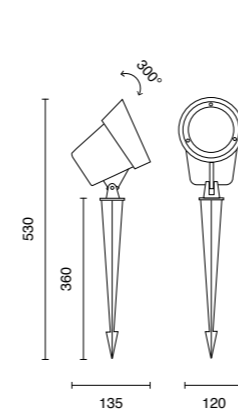
Spot per esterni, a pavimento o a picchetto, struttura in alluminio, diffusore in vetro, deflettore frontale in plastica.
Outdoor spotlight, on the floor or on the stake. Aluminium structure, glass diffuser, plastic front deflector.

sorgente luminosa
light source
GU10
lampadine non incluse
light bulbs not included

power: 1 x max 8W
voltage: 220-240Vac



power: 1 x max 8W
voltage: 220-240Vac



spot orientabile
adjustable spotlight



IP65 0,75 Kg 0,0091 m³

marrone
brown

nero
black

SPOT.GURU/MARRONE

SPOT.GURU/NERO



spot con picchetto orientabile
adjustable stake spotlight



IP65 0,9 kg 0,01 m³


marrone
brown

nero
black

PLT.GURU/MARRONE

PLT.GURU/NERO





outdoor

**Lampade da tavolo
ricaricabili**
Rechargeable table lamps



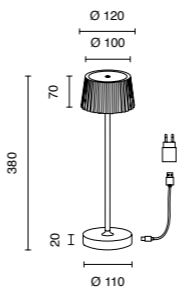
Macao

Lampada da tavolo senza fili con ricarica USB. Accensione, spegnimento e dimmerazione della luce con sistema touch. Disponibile in diversi colori. 8 ore di autonomia con 100% di intensità luminosa.
 Wireless table lamp with USB charging. Light switching on/off and dimming with touch system. Available in different colours. 8 hours of autonomy with 100% light intensity.



sorgente luminosa
light source
LED

power: 3W
dimmer: TOUCH
battery: 18650 / 5200mA h
USB: type C



lumetto
table lamp

120° 50.000 IP54 UGR <19 CRI >80 1,16 Kg 0,0102 m³

bianco white oro gold salvia sage
LT.MACAO/BIANCO **LT.MACAO/ORO** **LT.MACAO/SALVIA** 3000K 240LM



blu avio blue avio corten corten antracite anthracite
LT.MACAO/BLU.AVION **LT.MACAO/CORTEN** **LT.MACAO/ANTRACITE** 3000K 240LM



Per codici METEL vedere listino See the price list for METEL codes



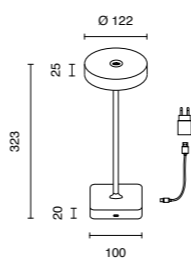
Tap

Lampada da tavolo senza fili con ricarica USB. Accensione, spegnimento e dimmerazione della luce con sistema touch. Disponibile in diversi colori. 8 ore di autonomia con 100% di intensità luminosa.
 Wireless table lamp with USB charging. Light switching on/off and dimming with touch system. Available in different colours. 8 hours of autonomy with 100% light intensity.



sorgente luminosa
light source
LED

power: 3W
dimmer: TOUCH
battery: 124065 / 4000mA h
USB: type C



lumetto
table lamp

120° 50.000 IP54 UGR <19 CRI >80 1,15 Kg 0,0082 m³

bianco white	oro gold	salvia sage	3000K	240LM
LT.TAP/BIANCO	LT.TAP/ORO	LT.TAP/SALVIA		



blu avio blue avio	corten corten	antracite anthracite	3000K	240LM
LT.TAP/BLU.AVION	LT.TAP/CORTEN	LT.TAP/ANTRACITE		





Fiji

Lampada da tavolo senza fili con ricarica USB. Accensione, spegnimento e dimmerazione della luce con sistema touch. Disponibile in diversi colori. 8 ore di autonomia con 100% di intensità luminosa.

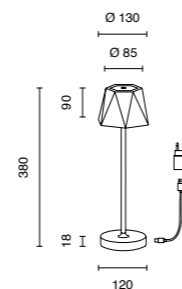
Wireless table lamp with USB charging. Light switching on/off and dimming with touch system. Available in different colours. 8 hours of autonomy with 100% light intensity.



sorgente luminosa
light source

LED

power: 3W
dimmer: TOUCH
battery: 18650 / 4000mA h
USB: type C



lumetto
table lamp



120°

50.000

IP54

UGR <19

CRI >80

1,16 Kg

0,0102 m³

bianco
white

salvia
sage

LT.FIJI/BIANCO

LT.FIJI/SALVIA

3000K 240LM



corten
corten

nero
black

LT.FIJI/CORTEN


















LT.FIJI/NERO

3000K 240LM



Per codici METEL vedere listino See the price list for METEL codes

Legenda Legend

				
Dimmerabile Dimmable	Non dimmerabile Non-dimmable	Classe di isolamento 1 Class 1	Classe di isolamento 2 Class 2	Classe di isolamento 3 Class 3
				
Angolo emissione luminosa Angle of light emission	Tempo di durata Duration time	IP (Indice di protezione) IP (Ingress protection)	UGR (Indice unificato di abbagliamento) UGR (Unified glare rating)	CRI (Indice di resa cromatica) CRI (Color rendering index)
				
Taglio quadrato Square cut out	Taglio tondo Round cut out	Peso Weight	Metri cubi CBM	Rotazione Rotation
				
Tasto di accensione integrato Power button	Doppia accensione Double ignition			

Condizioni di vendita General sale conditions

1. Le condizioni di vendita di seguito riportate si intendono tacitamente accettate dall'acquirente, salvo espresso dissenso da comunicarsi per iscritto contestualmente all'emissione dell'ordine.

2. Gli ordini sono acquisiti sempre e comunque salvo approvazione del venditore. I tempi di consegna concordati non sono da ritenersi essenziali per l'esecuzione dell'ordine e pertanto non vincolanti.

3. I prezzi sono indicati in euro al netto di iva.

4. La merce viene fornita con la formula del "riservato dominio" e l'Azienda si riserva il diritto di fornirli anche in consegne parziali.

5. Decorso il termine di 10 giorni dalla data di consegna della merce, per l'acquirente decade il diritto di presentare reclamo per vizi e/o difetti. Il reclamo dovrà essere effettuato per iscritto.

6. La ditta venditrice si riserva il diritto di apportare senza preavviso modifiche dimensionali e/o qualitative per migliorare le caratteristiche dei propri prodotti e di eliminare in qualsiasi momento articoli presenti nel catalogo.

7. I prezzi possono subire variazioni a causa di leggi fiscali, aumenti considerevoli di materie prime ed errori di stampa.

8. Per ogni controversia è competente il foro di Trani.

9. Tutti i nostri prodotti sono conformi alle direttive CE.

1. The following terms and conditions of sale shall be deemed to be tacitly accepted by the purchaser, unless he expressly objects in writing at the time the order is placed.

2. Orders are always acquired subject to the approval of the seller. Agreed delivery times are not to be considered essential for the execution of the order and are therefore not binding.

3. Prices are indicated in euros, net of VAT.

4. The goods are supplied on a 'reserved domain' basis and the Company reserves the right to supply them also in partial deliveries.

5. After the expiry of 10 days from the date of delivery of the goods, the purchaser's right to lodge a complaint for defects and/or faults shall expire. The complaint shall be made in writing.

6. The seller reserves the right to make dimensional and/or qualitative changes to improve the characteristics of its products without prior notice and to remove items from the catalogue at any time.

7. Prices may vary due to tax laws, considerable increases in raw materials and printing errors.

8. Any disputes shall be settled by the Trani Court.

9. All our products comply with EC directives.

ONDATECH

è un brand di Ciciriello Group

ONDATECH si riserva il diritto di apportare modifiche nei materiali e nelle finiture dei prodotti presentati in questo catalogo in qualunque momento senza l'obbligo di preavviso.

Per tutte le tonalità di colore e finiture presenti in questo catalogo, devono essere tollerate variazioni minime di colorazione dovute alla riproduzione tipografica.

ONDATECH reserves the right to make changes in the materials and finishes of the products in this catalog at any time without notice. For all colour shades and finishes in this catalogue, minimal variations of colour due to typographical reproduction must be tolerated.



S.P. 231 km 49.700
76123 Andria (BT)
Italia

T
+39 0883 1927006

ondaluce@ciciriellogroup.com
export@ciciriellogroup.com

www.ondaluce-illuminazione.com
www.ciciriellogroup.com



Concept:
Ditre.com

Graphic artwork:
Daniela Marchini / Dadincanto

Art Direction:
Ufficio Progetti / Ciciriellogroup.com

Photo:
Quasarfoto.com

Image production:
Francesca Fani Studio / Ditre.com

Photo Editing
Ditre.com

printed in Italy:
Grafiche Gemma
Stampa gennaio 2025



ondaluce-illuminazione.com
ciciriello.com