

Sylt

Carlotta de Bevilacqua

Artemide[®]

sylt



Sylt

Carlotta de Bevilacqua
2023

→ PATENT OF INVENTION



Artemide
App



Sylt takes the concept of a track capable of powering and supporting multiple lighting elements to the extreme, providing both high-tech and expressive beauty. The section of Sylt is just 7 x 14,5 mm, which can be bent at the construction site, simply, to accommodate any geometric shapes dictated by the lighting requirements and by the architecture. It is possible to outline curves that are accentuated to different extents, free and sinuous shapes that come together with a wealth of light performance. The project overcomes architectural and installation constraints in terms of layout and time. The profile dialogues with the architectural space following light needs through its ceiling version.



For further information on Sylt
↪ visit [artemide.com](https://www.artemide.com)



Sylt is versatile

Free composition on site

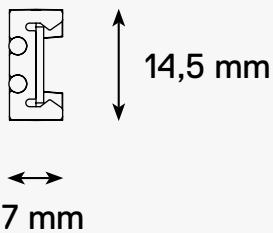
Integration of lighting languages

Integration of different performances





Insulating
thermoplastic
materials coextruded
with copper
conductors
positive & negative
poles



Minimum dimensions

In a minimum section the two copper conductors, co-extruded with a section of thermoplastic insulating material, are left exposed to view yet fully safe.

A slim band of harmonic steel runs along the back, forming the profile and allowing the different geometric shapes to be plied and retained. The track turns into a belt which can be bent at the construction site, simply, to accommodate any geometric shape dictated by the lighting requirements and by the architecture.



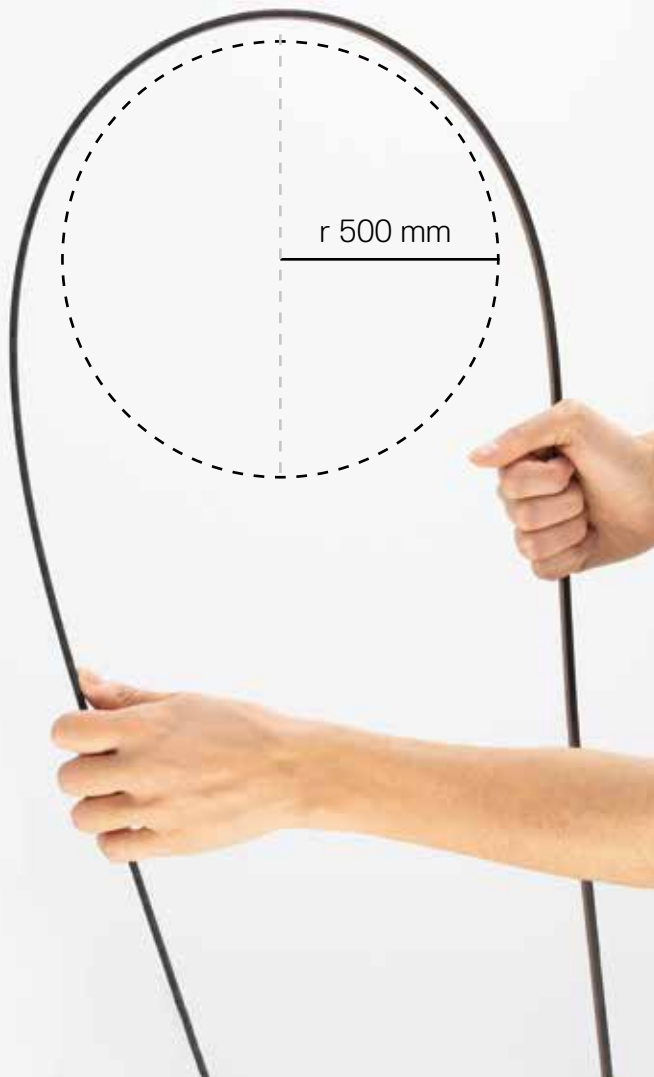
Harmonic steel



Sustainability in time and space

Thanks to its materic features, the track can be folded in place with a minimum radius of 500 mm.

Minimum curvature radius



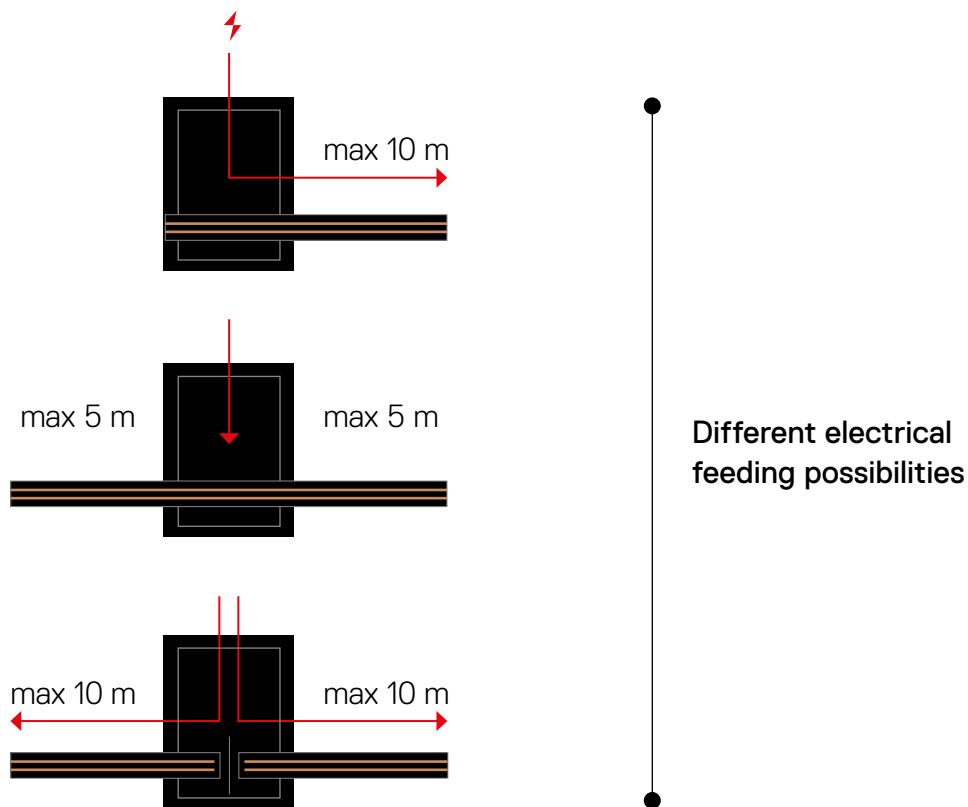
Track delivery



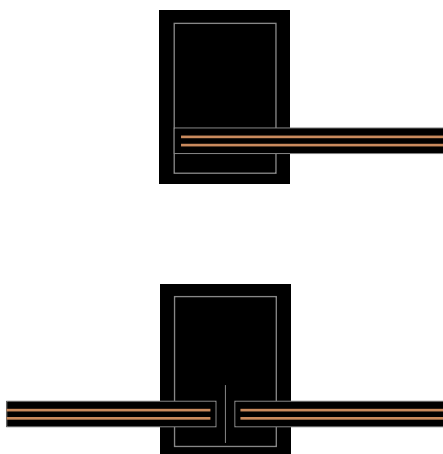
Spatial Freedom and Intelligence

48V long run with one driver for 10 m

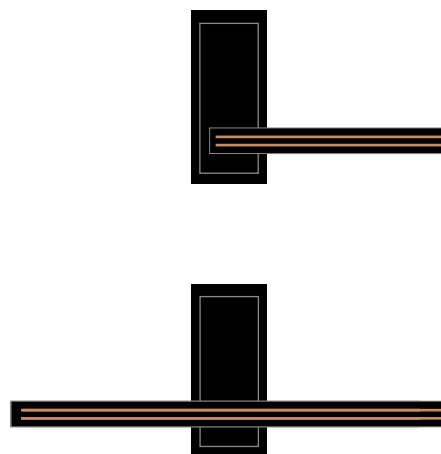
1. Electrical feeder



2. Large track support



3. Small track support



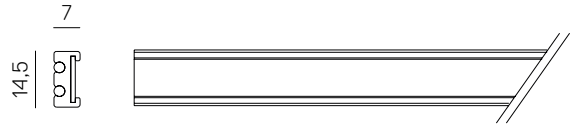
- 1. Electrical feeder**
48 x 77,5 x 20 mm
- 2. Large track support**
48 x 77,5 x 20 mm
- 3. Small track support**
27 x 77,5 x 20 mm
- 4. Electronic adapter**
27 x 77,5 x 20 mm
- 5. Pole track**
insulating thermoplastic materials coextruded with copper conductors
7 x 14,5 mm
- 6. Harmonic steel**
max 10 m linear
7 x 14,5 mm






Kit track

Lenght
5000 mm
10000 mm




Code
CH01000
CH01100



Accessories

		C	Code
	Electrical feeder	●	CH00000
	Small track support	●	CH00100
	Large track support	●	CH00200

Power supply

		DALI/0-10V/1-10V	Dimmable APP
	125W SMD power supply kit 230VAC-48VDC IP20 Ⓢ 306x140x42,5H	Code CH02000	Code CH02000APP
	125W Recessed power supply kit 230VAC-48VDC IP20 Ⓢ 395x165x107H	CH02500	CH02500APP
	125W Remoted power supply kit 230VAC-48VDC IP20 Ⓢ 313x243x57,5H	CH03000	CH03000APP







Universal
inclusivity


Sylt

light appliances

Integrating different performances

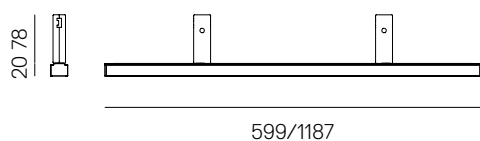
Diffused linear 600

Carlotta de Bevilacqua
599 x 27 x 20 mm
Total Power: 15W



Diffused linear 1200

Carlotta de Bevilacqua
1187 x 27 x 20 mm
Total Power: 30W



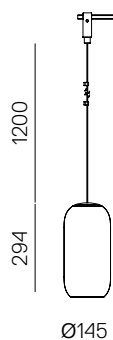
Linea 25

BIG - Bjarke Ingels Group
Ø25 x 2500 mm
Total Power: 32W



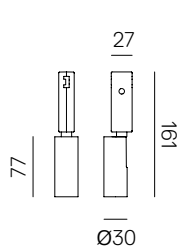
Gople Mini

BIG - Bjarke Ingels Group
Ø145 x h 294 mm
Cable max: 1200 mm
Total Power: 9W



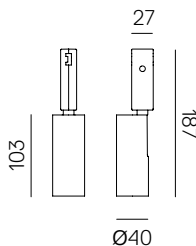
Vector 30

Carlotta de Bevilacqua
Ø30 x h 77 mm
Total Power: 7W



Vector 40

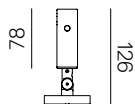
Carlotta de Bevilacqua
Ø40 x h 103 mm
Total Power: 10W



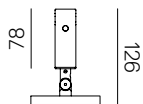
Helgoland 60

Carlotta de Bevilacqua
Ø60 x 12,5 mm
Total Power: 3W

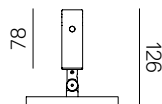
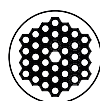
Ø60



Ø90



Ø120



Helgoland 90

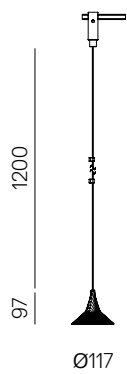
Carlotta de Bevilacqua
Ø90 x 12,5 mm
Total Power: 7W

Helgoland 120

Carlotta de Bevilacqua
Ø120 x 12,5 mm
Total Power: 10W

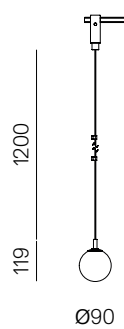
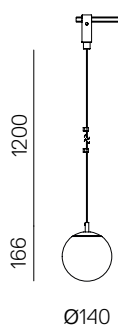
Unterlinden

Herzog & de Meuron
Ø117 x h 97 mm
Cable max: 1200 mm
Total Power: 7W



Sphere 9

Carlotta de Bevilacqua
Ø90 x h 119 mm
Cable max: 1200 mm
Total Power: 4W



Sphere 14

Carlotta de Bevilacqua
Ø140 x h 166 mm
Cable max: 1200 mm
Total Power: 8,5W



SYLT DIFFUSED ELEMENTS

Black





04

MacAdam 2SDCM
CRI = 90

IP20

Diffused elements				Dimmable
Lenght	W	Flux	CCT	Code
600 mm	15W	1255 lm	2700K	CH10004
		1421 lm	3000K	CH10304
		1374 lm	4000K	CH10604
1200 mm	30W	2510 lm	2700K	CH12004
		2843 lm	3000K	CH12304
		2748 lm	4000K	CH12604





SYLT LINEA 25

CRI = 90

IP20



Linea 25

Lenght	W	Flux	CCT
2500 mm	32W	1750 lm	3000K

Dimmable

Code
CH20000



Ø25



SYLT GOPLE MINI

White



01

MacAdam 3SDCM
CRI = 90

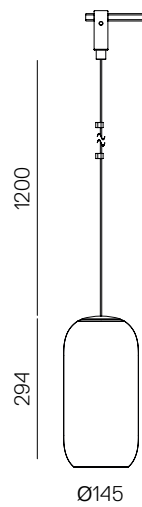
IP20

Gople Mini

W	Flux	CCT
9W	836 lm	2700K
	850 lm	3000K


Dimmable

Code
CH30001
CH30301





SYLT VECTOR



MacAdam 3SDCM
CRI = 90

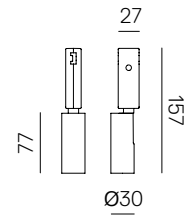


Vector 30

W	Beam	Flux	CCT	Dimmable ¹ Code
6,5 W	SP	329 lm	2700K	CH400: 01/04
		329 lm	3000K	CH405: 01/04
		329 lm	4000K	CH410: 01/04
7 W	FL	335 lm	2700K	CH401: 01/04
		335 lm	3000K	CH406: 01/04
		335 lm	4000K	CH411: 01/04
	WF	292 lm	2700K	CH402: 01/04
		292 lm	3000K	CH407: 01/04
		292 lm	4000K	CH412: 01/04



Life L90 (6K) >36300h

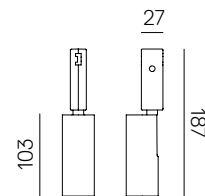


Vector 40

W	Beam	Flux	CCT	Dimmable ¹ Code
10 W	SP	544 lm	2700K	CH430: 01/04
		541 lm	3000K	CH435: 01/04
		541 lm	4000K	CH440: 01/04
7 W	FL	543 lm	2700K	CH431: 01/04
		584 lm	3000K	CH436: 01/04
		626 lm	4000K	CH441: 01/04
	WF	491 lm	2700K	CH432: 01/04
		529 lm	3000K	CH437: 01/04
		566 lm	4000K	CH442: 01/04



Life L90 (10K) >60500h



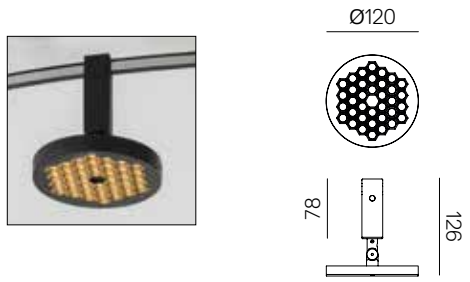
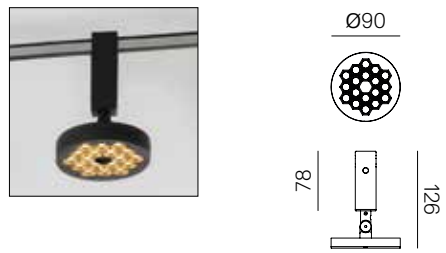

¹ Use of Artemide power units is mandatory.



SYLT HELGOLAND

White	Black	Cobalt blue	Copper	Silver	FL	WF	XF	MacAdam 3SDCM	IP40
								Life L70(17k) 102000h	
01	04	02	03	05				CRI = 90	

Helgoland					Code
W	Size	Beam	Flux	CCT	
3W	60 mm	FL 36°	315lm	3000K	CH500: 01/04/02/03/05
			315lm	4000K	CH505: 01/04/02/03/05
		WF 48°	390lm	3000K	CH501: 01/04/02/03/05
			390lm	4000K	CH506: 01/04/02/03/05
		XF 64°	390lm	3000K	CH502: 01/04/02/03/05
			390lm	4000K	CH507: 01/04/02/03/05
7W	90 mm	FL 36°	725lm	3000K	CH530: 01/04/02/03/05
			725lm	4000K	CH535: 01/04/02/03/05
		WF 48°	900lm	3000K	CH531: 01/04/02/03/05
			900lm	4000K	CH536: 01/04/02/03/05
		XF 64°	900lm	3000K	CH532: 01/04/02/03/05
			900lm	4000K	CH537: 01/04/02/03/05
10W	120 mm	FL 36°	1050lm	3000K	CH560: 01/04/02/03/05
			1050lm	4000K	CH565: 01/04/02/03/05
		WF 48°	1300lm	3000K	CH561: 01/04/02/03/05
			1300lm	4000K	CH566: 01/04/02/03/05
		XF 64°	1300lm	3000K	CH562: 01/04/02/03/05
			1300lm	4000K	CH567: 01/04/02/03/05





SYLT UNTERLINDEN

Aluminium Brass



01



02

MacAdam 3SDCM
CRI = 90

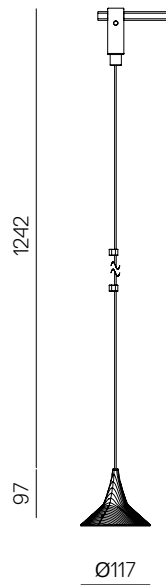
IP20

Unterlinden

W	Color	Flux	CCT
7W	Brass	339 lm	2700K
	Aluminium		
	Brass	349 lm	3000K
	Aluminium		

Dimmable

Code
CH60001
CH60002
CH60301
CH60302





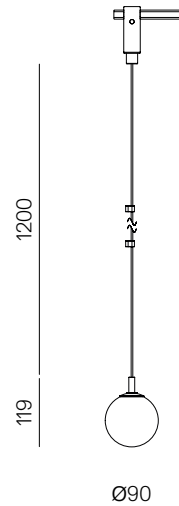
SYLT SPHERE

MacAdam 2SDCM
CRI = 90

IP20

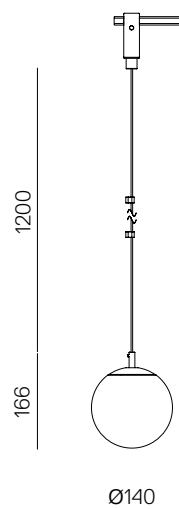

Sphere 9


W	Flux	CCT	Dimmable
4W	346 lm	2700K	Code CH70000
	373 lm	3000K	CH70300



Sphere 14

W	Flux	CCT	Dimmable
8,5W	628 lm	2700K	Code CH80000
	677 lm	3000K	CH80300









Sylt is compatible with **Artemide App**

Artemide App is a user-friendly and intuitive interface used to control individual products, groups of appliances and lighting scenarios. It is a tool that can be associated with several products from both the Design and the Architectural Catalogues.





Download Artemide App
and find more information on
[artemide.com](https://www.artemide.com)

Headquarters

Artemide S.p.A.
Via Bergamo, 18
20006 Pregnana Milanese (MI), Italy
Tel. +39 02 93518.1
Tel. +39 02 93526.1
Numero verde 800 834 093
(from Italy only)
info@artemide.com
artemide.com

Artemide S.p.A.
si riserva la facoltà di modificare, in qualunque momento e senza preavviso, le caratteristiche tecniche degli elementi illustrati nel presente catalogo.

Artemide S.p.A.
reserves the right to change, at any time and without prior warning, the technical specifications of any product illustrated in this catalogue.

Artemide S.p.A.
se réserve le droit de modifier, à n'importe quel moment et sans préavis, les caractéristiques techniques des éléments illustrés dans ce catalogue.

Artemide S.p.A.
behält sich das Recht vor jederzeit und ohne Ankündigung die technischen Daten der im Katalog abgebildeten Produkte zu ändern.

Artemide S.p.A.
se reserva la facultad de modificar, en cualquier y sin aviso previo, las características técnicas de los elementos ilustrados en el presente catálogo.

2024 updated version. V.1

For information regarding distributors
and points of sale, please visit our website
artemide.com or email: info@artemide.com