


Superloop

The power of bold and basic geometry


ROUND



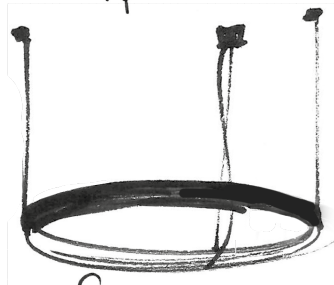
SUPERLOOP VR




SUPERLOOP VC



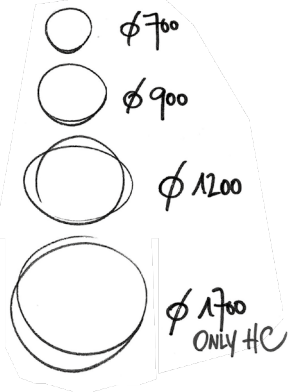
SUPERLOOP HC
+ POWERBOX



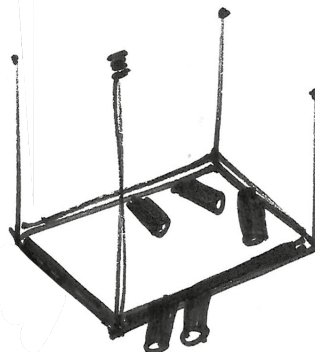
SUPERLOOP HC



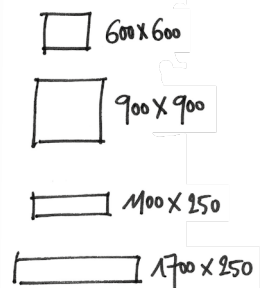
SUPERLOOP HC MDL



SQUARE



SUPERLOOP S HC MDL



Superloop.

Everyone loves straight lines. Their minimalism, clean nature, simplicity and logic. But at some times straight lines are too formal and predictable. During these times the simple curvy geometric shape of the Superloop enables you to add an element of surprise. It can lend your project a more specific identity, or play its role in a larger concept of strong geometries.

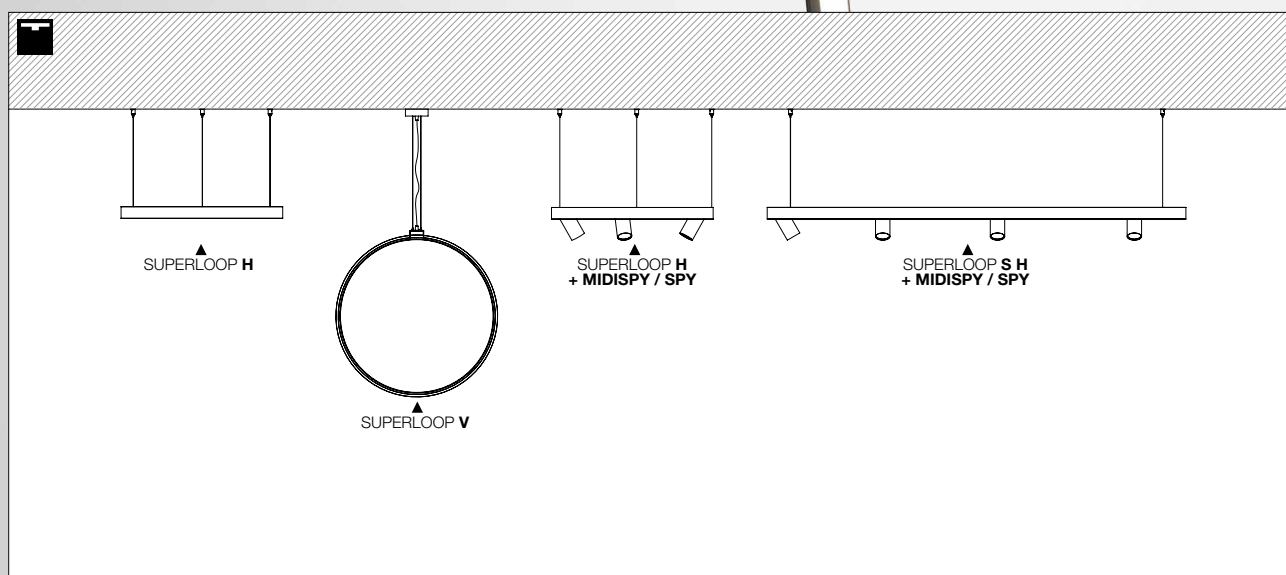
The new Superloop family is an extensive range of slim circular and square shapes, offering a multitude of illumination options.





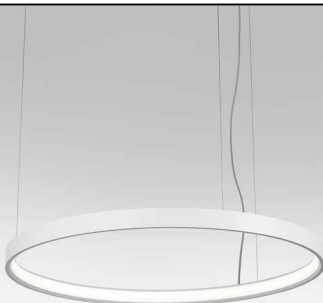























The collection exists out of perfect circles of light, while also introducing circular and squared low voltage solutions for track lighting, so general and accent lighting can be combined within one family.

www.deltalight.com/superloop

Superloop Overview.

Superloop allows you to choose 'functional', by mounting adjustable Spy modules on the round or square shaped base. It allows you to choose 'decorative', by mounting the light emitting circle in a horizontal way, or it allows you to choose 'eye catcher', by carelessly hanging the circle of light vertical, as a statement.



	Ø BODY		POWER SUPPLY			
	 Ø700	-	 	✓	✓	✓
	 Ø900	-		✓	✓	✓
	 Ø1200	-		✓	✓	✓
	 Ø1700	-		✓	-	-
	 Ø700	✓	   	✓	-	-
	 Ø900	✓		✓	-	-
	 Ø1200	✓		✓	-	-
	 Ø1700	✓		✓	-	-
	 600 x 600	✓	   	✓	-	-
	 900 x 900	✓		✓	-	-
	 1100 x 250	✓		✓	-	-
	 1700 x 250	✓		✓	-	-

PATENT PENDING



Superloop HC / VC

Superloop with circular light has the ability to diffuse light all around. It represents a universal symbol with extensive options. Integrated powerleds on the inside of the ring are hidden behind a layer of polycarbonate, guaranteeing a uniform and perfectly balanced light output and resulting in a perfect loop of light. These Superloops can be arranged in horizontal, angled or even vertical positions



Superloop SBL/Spr



SUPERLOOP VR

SUPERLOOP VC



SUPERLOOP HC + POWER SUPPLY BOX



SUPERLOOP HC

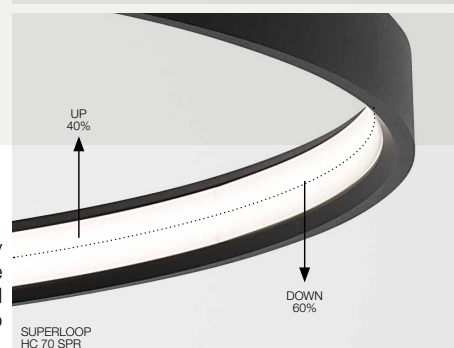
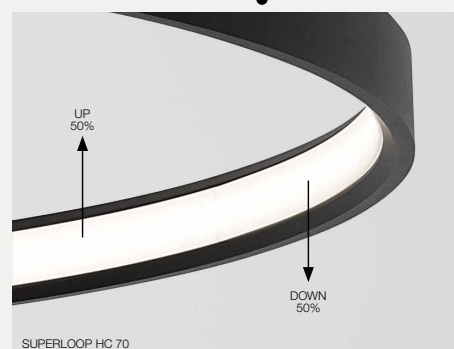
Both the horizontally and vertically mounted versions offer a choice between power supply box (220V) or separate 48V power supply.

The superloop can be hung using steel cables, based in one fixation point or multiple suspension points. For height adjustments of the cable suspensions, there is no need to take the cover out of the luminaire. Easy height adjustments can be done in the power box.

All Superloop housings are rolled out of an extruded aluminium profile and seamlessly welded together to create a perfect circle of light. Available in multiple diameters up to 1700mm for the horizontal version and 1200mm for the vertical Superloops.

Scale 1/1


The light emitting Superloops in this family contain specially designed, current controlled ledflex, increasing the efficiency with 20% compared to standard ledflex and allowing the luminaires to be dimmed in various ways.



Superloop circular light has the ability to diffuse light all around. You can choose between a 50-50 even spread for up- and downlight, or a 60-40 balance thanks to the special semi prismatic cover.












SUPERLOOP VR

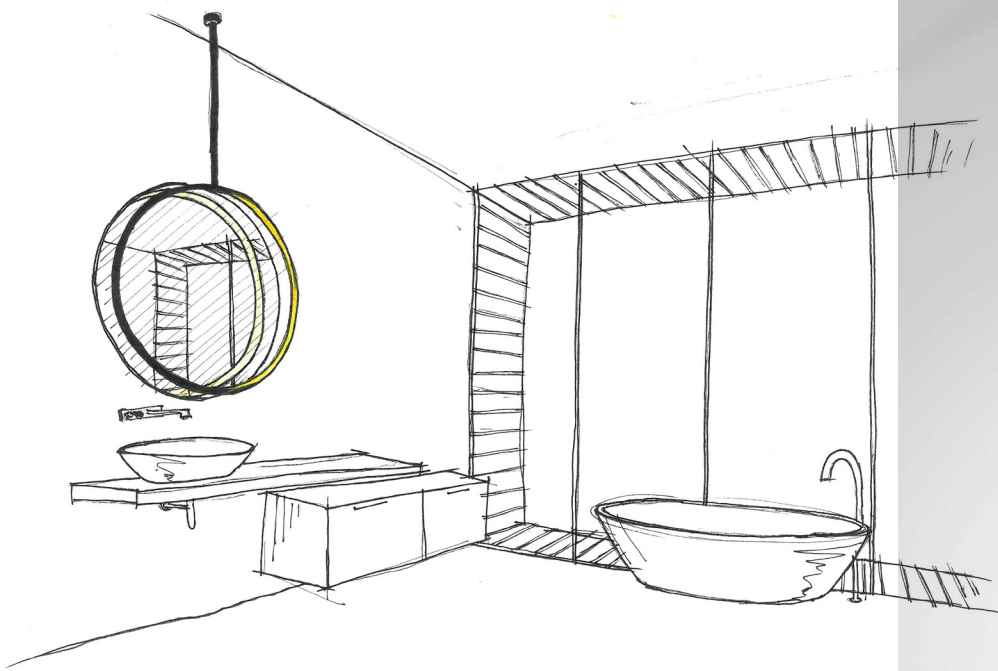
For a more bold and expressive application you can opt for the Superloop VR, mounting the circle of light with a steel rod. Sculptural in presence, resonating with symbolism and respecting pure minimalism, the Superloop VR offers a very airy and remarkable element to your interior concept. Either as a single version or in a sequence to create striking vertical effects.



As with all Superloop types, the VR version is made out of 1 piece, assuring no visible joints or welding seams. It enables you to create a variety of visual effects without sharp edges or angles.









Superloop HC MDL

Superloop HC MDL is available in a round or square shape with Delta Light custom engineered 48V low voltage conductors on the inside. This allows you to position and move light modules all around, offering maximum flexibility and allowing you to meet any need of the project. The Superloop HC MDL has a universal added value thanks to its contemporary appearance and diversity of applications.

The HC MDL version features a revolutionary plug and play system, offering you the flexibility of track lighting in combination with a simple curvy geometric shape, resulting in an extraordinary fusion of light and space.

The 48V Spy Modules on the Superloop MDL can be dimmed with the new 48V dimmable modulators.

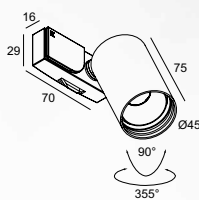




SUPERLOOP HC MDL

SUPERLOOP-MIDISPY ON MDL

6W / 558lm / 20°
9,5W / 755lm / 40°

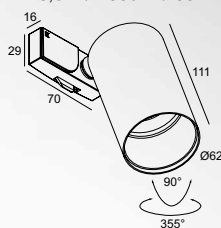


SUPERLOOP-SPY ON MDL

10,4W / 1075lm / 18°-33°

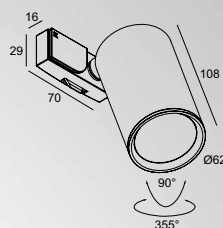
SUPERLOOP-SPY ON HP MDL

16,8W / 1995lm / 33°




SUPERLOOP-SPY FOCUS ON MDL

10,4W / 1075lm / 11° to 44°



The 48V Superloop comes in different kind of shapes and dimensions, perfect to fit any type of project. Square versions in 600mm by 600mm or 900mm by 900mm, rectangular versions in 1100mm or 1700mm by 250mm or – similar to the SBL version – circular Superloops with diameters from 700mm up to 1700mm, all of them seamlessly welded together to avoid any visual joints.

Spy modules can be mounted, fixed and removed tool-free. You can play with the number and position of the modules (up to 200W) anywhere in the loop, to match aesthetical preferences or to meet the exact lighting requirements of your projects.



SMART 48 IN

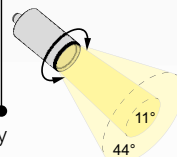
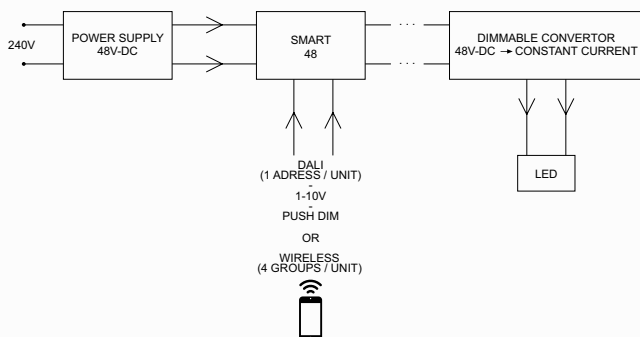
Although invisible to the eye, the carbon 2-wire conductor in the curved and rectangular Superloops create a closed 48V circuit, allowing immediate functionality to all Spy modules that are being locked into the profile.

Moreover, the two conductors not only suffice for 48V power but Superloop MDL can also be dimmed with Smart 48.

It collects the power from the 48V power supply and combines it with a DALI, 1-10V or Touch Dim input to send to the dimmable 48V converter in the luminaire. In this way dimming can be done by only using 2 wires - for both power and dimming - or it can even be done wireless when choosing for the Wireless Dimmable Modulator, based on CTRL DELTA.


CTRL DELTA

With CTRL Delta, Delta Light offers user-friendly solutions for an easy wireless control of the Spy modules on the Superloop. The dimmable LED converter is embedded in the head itself and is responsible for translating the incoming 48V into a current controlled signal for the LED module. By combining CTRL Delta with Smart 48, also dimming of the 48V set-up is possible.



The Superloop combines perfectly with the versatile Spy range, designed to meet multiple lighting requirements, an ideal solution for accent lighting in residential or commercial spaces. The range features low to high lumen packages, narrow to wide beam options, different color finishes and can be equipped with multiple light refining accessories.

A brand-new addition to the range is the Spy Focus. This newest edition enables you to apply a highly contoured circle of light, adjustable from 11° to 44°, by simply rotating the front ring of the Spy Focus.

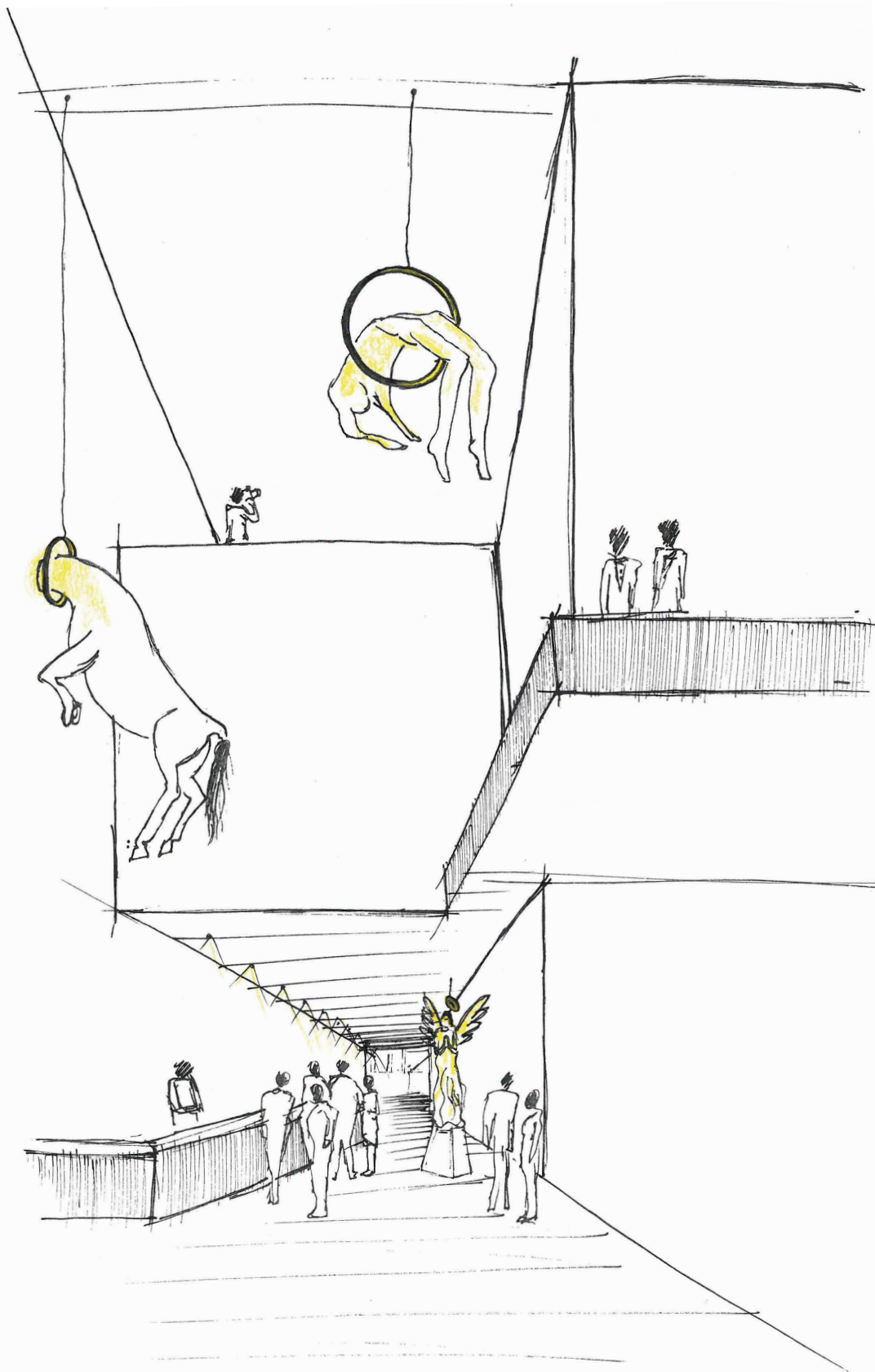


ADJUSTABLE BEAM 11° TO 44°










SUPERLOOP S H C MDL

Looking for maximum flexibility and prefer linear elements in your project design? If yes, the Superloop S H will meet your needs, both graphically and functional. Available in a square and rectangular shape, they can stand out on their own, in a parallel configuration or more eye-catching compositions.













CTRL DELTA

WIRELESS CONTROL

An advanced lighting control solution based on the Bluetooth low energy standard. BLE is a state-of-the-art wireless technology. It is the only low power wireless technology available in all modern smartphones, tablets and smartwatches. This makes it the only mainstream power technology in the world. It is future proof and it is available now to control your lights.

For more information and technical info please go to www.deltalight.com/CTRLDELTA



SMART 48

TECHNOLOGY

New in Lighting Bible 12 is the possibility to dim 48V luminaires or profiles, thanks to Smart 48. It collects the power from the 48V power supply and combines it with a DALI, 1-10V or Touch Dim input and sends it to the 48V converter in the luminaire. With the Dimmable Modulator 48V-DC DIM9, dimming can be done by only using 2 wires for both power and dimming. Or dimming can be done wireless, by choosing for the Wireless Dimmable Modulator 48V-DC.

PATENT PENDING

Both **CTRL Delta** and **Smart 48** technologies create an easy and user friendly platform for a contemporary lighting installation.

